

GenSPEED® 10 UTP Gen 4 Category 6A Cable

Standard Compliance & Guaranteed Performance

Features and Benefits

- Innovative design provides guaranteed performance using the industry's smallest 6A cable.
- Smaller cable diameter allows for greater cable density, reducing cable management costs.
- Simplified design and improved bend radius make it easier to strip, terminate and route, reducing installation time and expense.
- CMP 90°C jacket rating provides consistent performance in a wide range of operating environments.
- UL Listed CMP-LP 0.6A with certified performance for high power PoE applications.
- UL Listed CMR-LP 0.5A with certified performance for high power PoE applications.
- CMP - UL verified with certified performance for 100W power over HDBaseT.
- Innovative cross-web separator with patented design provides superior internal electrical characteristics by locking the pairs into a systematic orientation within the cable.
- Streamlined design allows for 36 reels per pallet, improving distribution and warehousing efficiency.
- TRU-MARK® print legend contains footage markings from 1000' to 0'.
- All GenSPEED products are Made in the U.S.A.

Applications

- IEEE 802.3: 10G BASE-T, 1000 BASE-T, 1000 BASE-TX, 10 BASE-T, PoE, PoE+ and POE++
- ANSI/TIA 854: 1000 BASE-TX
- Digital Video
- Broadband and Baseband Analog Video
- CDDI, Token Ring, ATM

Standard Compliances

- ANSI/TIA 568.2-D
- NEC/CEC Type CMP (NFPA 262) for Plenum
- NEC/CEC Type CMR (UL 1666) for Riser
- UL Listed CMP-LP 0.6A
- UL Listed CMR-LP 0.5A
- UL 444
- UL 4299
- RoHS Compliant Directive 2011/65/EU
- ANSI/TIA 862 (Building Automation)
- ICEA S-116-732
- ISO/IEC 11801 Ed. 2.0 (Class E_x)



CONSTRUCTION

Conductors

- 23 AWG solid bare annealed copper

Insulation

- Plenum: Fluoropolymer
- Non-Plenum: Thermoplastic

Color Code

- Pair 1: Blue-White
- Pair 2: Orange-White
- Pair 3: Green-White
- Pair 4: Brown-White

Separator

- Engineered Cross-Web

Jacket

- Plenum: Low-Smoke, Flame-Retardant PVC
- Non-Plenum: Flame-Retardant PVC

ANEXT Protection











- Encapsulated Isolation Wrap

PHYSICAL DATA

	CMP (Plenum)	CMR (Non-Plenum)
Nominal Cable Diameter (in)	0.250	0.260
Nominal Cable Weight (lbs/1000 ft)	32	32
Minimum Bend Radius (in)	1	1.06
Maximum Pulling Force (lbs)	40	40
Temperature Rating (°C)		
Installation:	0 to +60	0 to +60
Operation:	-20 to +90	-20 to +75

PART NUMBERS

Standard packaging: 1000' Pull-Pac or spool. Spool-Pac by special order.

Jacket Color	CMP (Plenum)		CMR (Non-Plenum)	
	Spool	Pull-Pac®	Spool	Pull-Pac®
 Blue	7141819	7141800	7143819	7143800
 White	7141820	7141801	7143820	7143801
 Yellow	7141822	7141802	7143822	7143802
 Gray	7141821	7141803	7143821	7143803
 Red	7141824	7141804	7143824	7143804
 Orange	7141826	7141805	7143826	7143805
 Green	7141823	7141806	7143823	7143806
 Black	7141828	7141807	7143828	7143807
 Pink	7141827	7141808	7143827	7143808
 Purple	7141825	7141809	7143825	7143809

Non-stock items may be subject to minimum order quantities.

ELECTRICAL PERFORMANCE

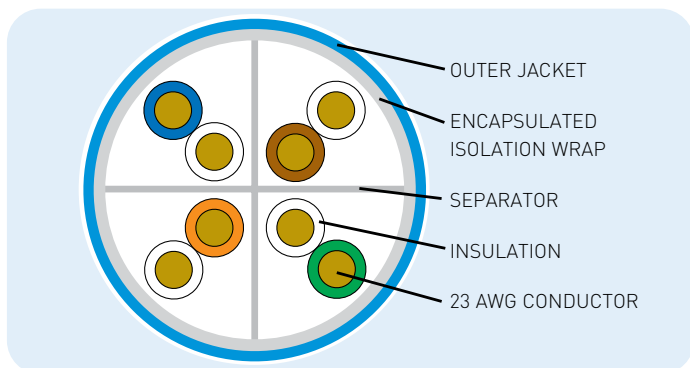
Frequency MHz	PSACR** (min)	ACR** (min)	Insertion Loss (min)	PSNEXT (min)	NEXT (min)	PSACRF (min)	ACRF (min)	Return Loss (min)	TCL (min)	PSANEXT (min)		PSAACRF (min)	
	TIA / GC Guaranteed	TIA / GC Guaranteed	TIA / GC Guaranteed	TIA / GC Guaranteed	TIA / GC Guaranteed	TIA / GC Guaranteed	TIA / GC Guaranteed	TIA / GC Guaranteed	TIA / GC Guaranteed	TIA	GC Guaranteed	TIA	GC Guaranteed
1	70.2	72.2	2.1	72.3	74.3	64.8	67.8	20.0	40.0	67.0	69.0	67.0	69.0
4	59.5	61.5	3.8	63.3	65.3	52.8	55.8	23.0	40.0	67.0	69.0	66.2	68.2
10	51.4	53.4	5.9	57.3	59.3	44.8	47.8	25.0	40.0	67.0	69.0	58.2	60.2
16	46.8	48.8	7.5	54.2	56.2	40.7	43.7	25.0	38.0	67.0	69.0	54.1	56.1
20	44.4	46.4	8.4	52.8	54.8	38.8	41.8	25.0	37.0	67.0	69.0	52.2	54.2
31.25	39.4	41.4	10.5	49.9	51.9	34.9	37.9	23.6	35.1	67.0	69.0	48.3	50.3
62.5	30.4	32.4	15.0	45.4	47.4	28.9	31.9	21.5	32.0	65.6	67.6	42.3	44.3
100	23.2	25.2	19.1	42.3	44.3	24.8	27.8	20.1	30.0	62.5	64.5	38.2	40.2
150	16.0	18.0	23.7	39.7	41.7	21.3	24.3	18.9	28.2	59.9	61.9	34.7	36.7
200	10.2	12.2	27.6	37.8	39.8	18.8	21.8	18.0	27.0	58.0	60.0	32.2	34.2
250	5.2	7.2	31.1	36.3	38.3	16.8	19.8	17.3	26.0	56.5	58.5	30.2	32.2
300	0.9	2.9	34.3	35.1	37.1	15.3	18.3	16.8	25.2	55.3	57.3	28.7	30.7
400	—	—	40.1	33.3	35.3	12.8	15.8	15.9	24.0	53.5	55.5	26.2	28.2
500	—	—	45.3	31.8	33.8	10.8	13.8	15.2	23.0	52.0	54.0	24.2	26.2
600*	—	—	50.1*	30.6*	32.6*	9.2*	12.2*	14.7*	22.2*	—	50.8*	—	22.6*
700*	—	—	54.5*	29.6*	31.6*	7.9*	10.9*	14.2*	21.5*	—	49.8*	—	21.3*
750*	—	—	56.7*	29.2*	31.2*	7.3*	10.3*	14.0*	21.2*	—	49.4*	—	20.7*

Note: Values are expressed in dB per 100 m (328 ft.) length @ 20°C.

*Values are for reference only.

**PSACR & ACR not specified in ANSI/TIA 568.2-D

CROSS-SECTION



ELECTRICAL CHARACTERISTICS

	Max.	Nom.
DC Resistance Ohms/100 m (328 ft) @ 20°C	9.38	7.50
DC Resistance Unbalance Individual Pair %	4.00	< 1
Delay Skew ns/100 m	45ns/100m	
Nom. Velocity of Propagation % Speed of Light	70	
Characteristic Impedance Frequency (f): 1-500 MHz	Ohms 100 ± 15	

Data subject to change without notice.