

## 5-46kV EPR DOUBLESEAL™

Medium Voltage Utility Cables



### Description

Single conductor cable with solid or filled strand aluminum or copper conductors, triple extruded insulation system consisting of a thermosetting semiconducting conductor shield, high dielectric strength EPROTENAX™ EPR insulation, thermosetting semiconducting insulation shield, copper concentric neutral wires, water swellable agents, black encapsulating linear low-density polyethylene (LLDPE) jacket.

### Specifications and ratings

**AEIC**- AEIC CS8

**ICEA**- ICEA S-94-649

**ICEA**- ICEA T-31-610

**ICEA**- ICEA T-34-664

For 105°C continuous, 140°C emergency,  
250°C short-circuit operation

### Options

- Black LLDPE jacket with no stripes
- Multiplex cables
- Tinned round and flat strap neutrals
- Compact stranded conductors
- UL MV-90 rating if required
- 46kV
- RUS Bulletin 1728F-U1 where applicable

### Installation



Conduit In Air



Direct Buried



Underground Duct



Isolated In Air



Wet Locations



Dry Locations



With Messenger



Utility Primary

### Design Parameters

**CONDUCTORS:** Solid or Class B Compressed concentric strand aluminum alloy 1350 or soft drawn annealed copper per ASTM. Stranded conductors are water-blocked with STRANDSEAL® conductor filling compound.

**CONDUCTOR SHIELD:** Extruded thermosetting semiconducting shield which is free stripping from the conductor and bonded to the insulation.

**INSULATION:** Natural high dielectric strength EPROTENAX™ EPR-based insulation, combined with other materials and agents that enhance the electrical and mechanical characteristics assuring extended cable life.

**INSULATION SHIELD:** Extruded thermosetting semiconducting shield with controlled adhesion to the insulation providing the required balance between electrical integrity and ease of stripping.

**METALLIC SHIELD:** Solid bare copper wires, helically applied and uniformly spaced. Water-blocking agents applied over the insulation shield and around the neutral wires to prevent longitudinal water penetration.

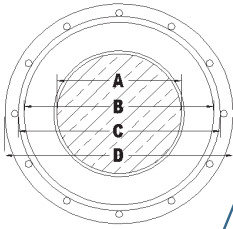
**JACKET:** Black insulating sunlight resistant linear low density polyethylene encapsulating the neutral wires with three extruded red stripes and NESC lightning bolt symbol.

### Prysmian Group

700 Industrial Drive | Lexington, SC 29072 | +1-800-845-8507 | website: [na.prysmiangroup.com](http://na.prysmiangroup.com)  
137 Commerce Drive | Johnstown, Ontario K0E 1T1

# 5kV EPR DOUBLESEAL™

100% Medium Voltage Utility Cables



Product Number	Conductor	Insulation Thickness (mils)	Concentric Neutral	Conductor Diameter (in)	Insulation Diameter (in)	Insulation Shield Diameter (in)	Jacket Diameter (in)	Cable Weight (lbs/kft)	Minimum Bending Radius (in)	† Ampacity (Amps)					‡ Zero Sequence Impedance				
										‡105°C In Duct					‡105°C Direct Buried				
										‡105°C In Duct					‡105°C Direct Buried				
<b>5KV 100% Aluminum Single Phase - Full Neutral</b>																			
QJL030A	2 SOLID AL	90	10-#14	0.258	0.49	0.56	0.80	377	7	130	694	24	694	25	182	694	24	694	25
QJM030A	2 AWG AL	90	10-#14	0.284	0.51	0.58	0.82	394	7	131	701	25	701	25	183	701	25	701	25
QJN030A	1 SOLID AL	90	13-#14	0.289	0.52	0.59	0.83	440	7	149	542	23	542	23	208	542	23	542	23
QJO030A	1 AWG AL	90	13-#14	0.324	0.55	0.62	0.86	461	7	150	547	22	547	22	210	547	22	547	22
QJP030A	1/0 SOLID AL	90	16-#14	0.325	0.56	0.63	0.86	509	7	169	435	22	435	22	236	435	22	435	22
QJQ030A	1/0 AWG AL	90	16-#14	0.364	0.59	0.66	0.90	534	8	171	440	21	440	21	238	440	21	440	21
QJR030A	2/0 AWG AL	90	13-#12	0.408	0.64	0.71	0.98	655	8	197	343	21	343	20	271	343	21	343	20
QJS030A	3/0 AWG AL	90	16-#12	0.458	0.69	0.76	1.03	767	9	224	275	20	275	19	307	275	20	275	19
QJT030A	4/0 AWG AL	90	13-#10	0.515	0.75	0.82	1.13	950	10	258	216	19	220	19	348	220	19	220	19
QJU030A	250 MCM AL	90	16-#10	0.561	0.80	0.87	1.18	1119	10	288	179	18	179	18	386	179	18	179	18
QJV030A	350 MCM AL	90	16-#9	0.664	0.90	0.97	1.31	1415	11	342	136	17	136	17	454	136	17	136	17
<b>5KV 100% Aluminum Three Phase - One-Third Neutral</b>																			
QJL020A	2 SOLID AL	90	6-#14	0.258	0.49	0.56	0.80	330	7	134	344	46	915	25	192	355	103	900	25
QJM020A	2 AWG AL	90	6-#14	0.284	0.51	0.58	0.82	348	7	134	351	46	922	25	192	361	102	909	25
QJN020A	1 SOLID AL	90	6-#14	0.289	0.52	0.59	0.83	358	7	152	273	45	845	23	218	284	100	831	23
QJO020A	1 AWG AL	90	6-#14	0.324	0.55	0.62	0.86	380	7	153	279	44	851	22	218	288	98	838	22
QJP020A	1/0 SOLID AL	90	6-#14	0.325	0.56	0.63	0.86	392	7	174	217	43	789	22	247	227	98	777	22
QJQ020A	1/0 AWG AL	90	6-#14	0.364	0.59	0.66	0.90	418	8	174	222	42	795	21	247	231	103	784	21
QJR020A	2/0 AWG AL	90	7-#14	0.408	0.64	0.71	0.95	475	8	199	176	40	668	20	279	187	93	659	20
QJS020A	3/0 AWG AL	90	9-#14	0.458	0.69	0.76	1.00	553	8	227	139	39	522	19	313	152	89	516	19
QJT020A	4/0 AWG AL	90	11-#14	0.515	0.75	0.82	1.05	643	9	258	111	38	425	18	350	126	85	420	18
QJU020A	250 MCM AL	90	13-#14	0.561	0.80	0.87	1.11	735	9	284	95	37	360	17	377	111	82	356	17
QJV020A	350 MCM AL	90	18-#14	0.664	0.90	0.97	1.21	939	10	343	69	35	260	15	433	88	75	258	15
QJW020A	500 MCM AL	90	16-#12	0.794	1.03	1.12	1.39	1285	12	416	50	34	183	15	489	72	67	182	15
QJX020A	750 MCM AL	90	24-#12	0.974	1.22	1.31	1.58	1782	13	508	36	32	122	14	552	59	55	122	14
QJY020A	1000 MCM AL	90	20-#10	1.124	1.37	1.46	1.83	2366	15	574	29	31	93	13	591	52	46	92	13

† Ampacities are based on the following:

Single Phase Operation (Full Neutral Design)

‡ Zero Sequence Impedance considers all return in the neutral only.

Three Phase Operation (1/3 Neutral Design)

**PRODUCT NOTES:**

The above dimensions are approximate and subject to normal manufacturing tolerances. Single Phase Impedance Values Assume Full Return in the Metallic Shield.

All metric (SI) dimensions are derived from a soft conversion

In Duct: One single cable in plastic duct, direct-buried, 105°C conductor temperature, 20°C ambient temperature, earth RHO of 90°C-cm/Watt, 100% load factor, 36 inch depth of burial, and shields short-circuited.

Direct Buried: One single cable, direct-buried, 105°C conductor temperature, 20°C ambient temperature, earth RHO of 90°C-cm/Watt, 100% load factor, 36 inch depth of burial, and shields short-circuited.

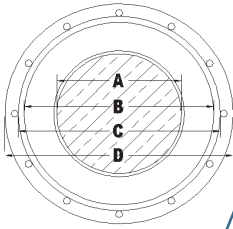
In Duct: Three single cables in plastic duct, direct-buried in a triangular configuration, 105°C conductor temperature, 20°C ambient temperature, earth RHO of 90°C-cm/Watt, 100% load factor, 36 inch depth of burial, and shields short-circuited.

Direct Buried: Three single cables, direct-buried, spaced 7.5 inches horizontally, 105°C conductor temperature, 20°C ambient temperature, earth RHO of 90°C-cm/Watt, 100% load factor, 36 inch depth of burial, and shields short-circuited

‡EPROTENAX™ EPR-insulated cables are capable of operating at 105°C. However, the maximum operating temperature of the cable should be based on the maximum operating temperature of the cable accessories to be used.

# 5kV EPR DOUBLESEAL™

100% Medium Voltage Utility Cables



Product Number	Conductor	Insulation Thickness (mils)	Concentric Neutral	Conductor Diameter (in)	Insulation Diameter (in)	Insulation Shield Diameter (in)	Jacket Diameter (in)	Cable Weight (lbs./kft)	Minimum Bending Radius (in)	† Ampacity (Amps)	±105°C In Duct					±105°C Direct Buried				
											+/- Sequence Impedance Resistance (µΩ/ft)	+/- Sequence Impedance Reactance (µΩ/ft)	Zero Sequence Impedance Resistance (µΩ/ft)††	Zero Sequence Impedance Reactance (µΩ/ft)††	† Ampacity (Amps)	+/- Sequence Impedance Resistance (µΩ/ft)	+/- Sequence Impedance Reactance (µΩ/ft)	Zero Sequence Impedance Resistance (µΩ/ft)††	Zero Sequence Impedance Reactance (µΩ/ft)††	
<b>5kV 100% Copper Single Phase – Full Neutral</b>																				
QJ3030A	2 SOLID CU	90	16-#14	0.258	0.49	0.56	0.80	586	7		165	427	25	427	25	232	427	25	427	25
QJ4030A	2 AWG CU	90	16-#14	0.284	0.51	0.58	0.82	603	7		167	431	25	431	25	234	431	25	431	25
QJ5030A	1 SOLID CU	90	13-#12	0.289	0.52	0.59	0.86	722	7		191	333	24	333	24	264	333	24	333	24
QJ6030A	1 AWG CU	90	13-#12	0.324	0.55	0.62	0.90	746	8		192	337	23	337	23	266	337	23	337	23
QJ7030A	1/0 SOLID CU	90	16-#12	0.325	0.56	0.63	0.90	861	8		216	268	23	268	22	299	268	23	268	22
QJ8030A	1/0 AWG CU	90	16-#12	0.364	0.59	0.66	0.94	887	8		219	270	22	270	22	301	270	22	270	22
QJ9030A	2/0 AWG CU	90	13-#10	0.408	0.64	0.71	1.02	1103	9		252	212	22	212	21	342	212	22	212	21
QJA030A	3/0 AWG CU	90	16-#10	0.458	0.69	0.76	1.07	1322	9		286	170	20	170	20	387	170	20	170	20
QJB030A	4/0 AWG CU	90	16-#9	0.515	0.75	0.82	1.15	1624	10		327	136	20	136	19	438	136	20	136	19
<b>5kV 100% Copper Three Phase – One-Third Neutral</b>																				
QJ3020A	2 SOLID CU	90	6-#14	0.258	0.49	0.56	0.80	469	7		172	209	46	780	25	245	219	103	765	25
QJ4020A	2 AWG CU	90	6-#14	0.284	0.51	0.58	0.82	487	7		172	213	46	784	25	245	223	102	771	25
QJ5020A	1 SOLID CU	90	7-#14	0.289	0.52	0.59	0.83	544	7		195	166	44	656	23	276	178	100	645	23
QJ6020A	1 AWG CU	90	7-#14	0.324	0.55	0.62	0.86	568	7		196	170	44	660	22	277	181	98	650	22
QJ7020A	1/0 SOLID CU	90	9-#14	0.325	0.56	0.63	0.86	650	7		222	132	43	513	22	309	146	96	506	22
QJ8020A	1/0 AWG CU	90	9-#14	0.364	0.59	0.66	0.90	675	8		224	135	42	516	21	310	149	94	509	21
QJ9020A	2/0 AWG CU	90	11-#14	0.408	0.64	0.71	0.95	802	8		254	107	40	420	20	346	123	90	415	20
QJA020A	3/0 AWG CU	90	14-#14	0.458	0.69	0.76	1.00	964	8		289	86	39	331	19	383	105	86	328	19
QJB020A	4/0 AWG CU	90	18-#14	0.515	0.75	0.82	1.05	1170	9		329	69	38	259	18	418	91	80	257	18
QJC020A	250 MCM CU	90	21-#14	0.561	0.80	0.87	1.11	1358	9		360	59	36	222	17	445	82	76	220	17
QJD020A	350 MCM CU	90	18-#12	0.664	0.90	0.97	1.24	1838	10		430	44	35	161	16	494	69	66	160	16
QJE020A	500 MCM CU	90	17-#10	0.794	1.03	1.12	1.44	2603	12		510	33	34	109	15	540	59	54	109	15
QJF020A	750 MCM CU	90	20-#9	0.974	1.22	1.31	1.71	3819	14		595	26	32	75	14	602	49	41	74	14
QJG020A	1000 MCM CU	90	21-#8	1.124	1.37	1.46	1.89	4977	16		647	23	29	56	13	660	42	33	56	13

† Ampacities are based on the following:  
Single Phase Operation (Full Neutral Design)

†† Zero Sequence Impedance considers all return in the neutral only.  
Three Phase Operation (1/3 Neutral Design)

**PRODUCT NOTES:**

The above dimensions are approximate and subject to normal manufacturing tolerances. Single Phase Impedance Values Assume Full Return in the Metallic Shield. All metric (SI) dimensions are derived from a soft conversion

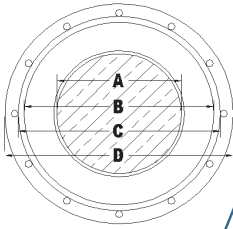
In Duct: One single cable in plastic duct, direct-buried, 105°C conductor temperature, 20°C ambient temperature, earth RHO of 90°C-cm/Watt, 100% load factor, 36 inch depth of burial, and shields short-circuited.  
Direct Buried: One single cable, direct-buried, 105°C conductor temperature, 20°C ambient temperature, earth RHO of 90°C-cm/Watt, 100% load factor, 36 inch depth of burial, and shields short-circuited.

In Duct: Three single cables in plastic duct, direct-buried in a triangular configuration, 105°C conductor temperature, 20°C ambient temperature, earth RHO of 90°C-cm/Watt, 100% load factor, 36 inch depth of burial, and shields short-circuited.  
Direct Buried: Three single cables, direct-buried, spaced 7.5 inches horizontally, 105°C conductor temperature, 20°C ambient temperature, earth RHO of 90°C-cm/Watt, 100% load factor, 36 inch depth of burial, and shields short-circuited

‡EPROTENAX™ EPR-insulated cables are capable of operating at 105°C. However, the maximum operating temperature of the cable should be based on the maximum operating temperature of the cable accessories to be used.

# 5kV EPR DOUBLESEAL™

133% Medium Voltage Utility Cables



Product Number	Conductor	Insulation Thickness (mils)	Concentric Neutral	Conductor Diameter (in)	Insulation Diameter (in)	Insulation Shield Diameter (in)	Jacket Diameter (in)	Cable Weight (lbs./kft)	Minimum Bending Radius (in)	† Ampacity (Amps)	‡105°C In Duct					‡105°C Direct Buried				
											± Sequence Impedance Resistance (µΩ/ft)	± Sequence Impedance Reactance (µΩ/ft)	Zero Sequence Impedance Resistance (µΩ/ft)††	Zero Sequence Impedance Reactance (µΩ/ft)††	† Ampacity (Amps)	± Sequence Impedance Resistance (µΩ/ft)	± Sequence Impedance Reactance (µΩ/ft)	Zero Sequence Impedance Resistance (µΩ/ft)††	Zero Sequence Impedance Reactance (µΩ/ft)††	
<b>5kV 133% Aluminum Single Phase - Full Neutral</b>																				
QKL030A	2 SOLID AL	115	10-#14	0.258	0.54	0.61	0.85	407	7		130	694	24	694	25	182	694	24	694	25
QKM030A	2 AWG AL	115	10-#14	0.284	0.56	0.63	0.87	426	7		131	701	25	701	25	183	701	25	701	25
QKN030A	1 SOLID AL	115	13-#14	0.289	0.57	0.64	0.88	471	8		149	542	23	542	23	208	542	23	542	23
QK0030A	1 AWG AL	115	13-#14	0.324	0.60	0.67	0.91	494	8		150	547	22	547	22	210	547	22	547	22
QKP030A	1/0 SOLID AL	115	16-#14	0.325	0.61	0.68	0.91	542	8		169	435	22	435	22	236	435	22	435	22
QKQ030A	1/0 AWG AL	115	16-#14	0.364	0.64	0.71	0.95	569	8		171	440	21	440	21	238	440	21	440	21
QKR030A	2/0 AWG AL	115	13-#12	0.408	0.69	0.76	1.03	693	9		197	343	21	343	20	271	343	21	343	20
QKS030A	3/0 AWG AL	115	16-#12	0.458	0.74	0.81	1.08	806	9		224	275	20	275	19	307	275	20	275	19
QKT030A	4/0 AWG AL	115	13-#10	0.515	0.80	0.87	1.18	993	10		258	220	19	220	19	348	220	19	220	19
QKU030A	250 MCM AL	115	16-#10	0.561	0.85	0.92	1.23	1164	10		288	179	18	179	18	386	179	18	179	18
QKV030A	350 MCM AL	115	16-#9	0.664	0.95	1.02	1.36	1465	11		342	136	17	136	17	454	136	17	136	17
<b>5kV 133% Aluminum Three Phase - One-Third Neutral</b>																				
QKL020A	2 SOLID AL	115	6-#14	0.258	0.54	0.61	0.85	361	7		134	344	46	915	25	192	355	103	900	25
QKM020A	2 AWG AL	115	6-#14	0.284	0.56	0.63	0.87	379	7		134	351	46	922	25	192	361	102	909	25
QKN020A	1 SOLID AL	115	6-#14	0.289	0.57	0.64	0.88	390	8		152	273	45	845	23	218	284	100	831	23
QK0020A	1 AWG AL	115	6-#14	0.324	0.60	0.67	0.91	413	8		153	279	44	851	22	218	288	98	838	22
QKP020A	1/0 SOLID AL	115	6-#14	0.325	0.61	0.68	0.91	425	8		174	217	43	789	22	247	227	98	777	22
QKQ020A	1/0 AWG AL	115	6-#14	0.364	0.64	0.71	0.95	453	8		174	222	42	795	21	247	231	103	784	21
QKR020A	2/0 AWG AL	115	7-#14	0.408	0.69	0.76	1.00	511	8		199	176	40	668	20	279	187	93	659	20
QKS020A	3/0 AWG AL	115	9-#14	0.458	0.74	0.81	1.05	591	9		227	139	39	522	19	313	152	89	516	19
QKT020A	4/0 AWG AL	115	11-#14	0.515	0.80	0.87	1.10	684	9		258	111	38	425	18	350	126	85	420	18
QKU020A	250 MCM AL	115	13-#14	0.561	0.85	0.92	1.16	777	10		284	95	37	360	17	377	111	82	356	17
QKV020A	350 MCM AL	115	18-#14	0.664	0.95	1.02	1.26	986	11		343	69	35	260	15	433	88	75	258	15
QKW020A	500 MCM AL	115	16-#12	0.794	1.08	1.17	1.44	1338	12		416	50	34	183	15	489	72	67	182	15
QKX020A	750 MCM AL	115	24-#12	0.974	1.27	1.36	1.63	1843	14		508	36	32	122	14	552	59	55	122	13
QKY020A	1000 MCM AL	115	20-#10	1.124	1.42	1.51	1.88	2436	16		574	29	31	93	13	591	52	46	92	13

† Ampacities are based on the following:  
Single Phase Operation (Full Neutral Design)

†† Zero Sequence Impedance considers all return in the neutral only.  
Three Phase Operation (1/3 Neutral Design)

**PRODUCT NOTES:**

The above dimensions are approximate and subject to normal manufacturing tolerances. Single Phase Impedance Values Assume Full Return in the Metallic Shield. All metric (SI) dimensions are derived from a soft conversion

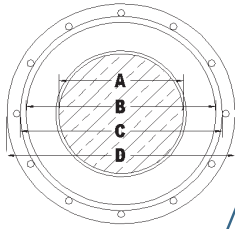
In Duct: One single cable in plastic duct, direct-buried, 105°C conductor temperature, 20°C ambient temperature, earth RHO of 90°C-cm/Watt, 100% load factor, 36 inch depth of burial, and shields short-circuited.  
Direct Buried: One single cable, direct-buried, 105°C conductor temperature, 20°C ambient temperature, earth RHO of 90°C-cm/Watt, 100% load factor, 36 inch depth of burial, and shields short-circuited.

In Duct: Three single cables in plastic duct, direct-buried in a triangular configuration, 105°C conductor temperature, 20°C ambient temperature, earth RHO of 90°C-cm/Watt, 100% load factor, 36 inch depth of burial, and shields short-circuited.  
Direct Buried: Three single cables, direct-buried, spaced 7.5 inches horizontally, 105°C conductor temperature, 20°C ambient temperature, earth RHO of 90°C-cm/Watt, 100% load factor, 36 inch depth of burial, and shields short-circuited

‡EPROTENAX™ EPR-insulated cables are capable of operating at 105°C. However, the maximum operating temperature of the cable should be based on the maximum operating temperature of the cable accessories to be used.

# 5kV EPR DOUBLESEAL™

133% Medium Voltage Utility Cables



Product Number	Conductor	Insulation Thickness (mils)	Concentric Neutral	Conductor Diameter (in)	Insulation Diameter (in)	Insulation Shield Diameter (in)	Jacket Diameter (in)	Cable Weight (lbs./kft)	Minimum Bending Radius (in)	† Ampacity (Amps)	+/- Sequence Impedance Resistance (μΩ/ft)	+/- Sequence Impedance Reactance (μΩ/ft)	Zero Sequence Impedance Resistance (μΩ/ft)††	Zero Sequence Impedance Reactance (μΩ/ft)††	†105°C In Duct					†105°C Direct Buried				
															(A)	(B)	(C)	(D)						
<b>5kV 133% Copper Single Phase - Full Neutral</b>																								
QK3030A	2 SOLID CU	115	16-#14	0.258	0.54	0.61	0.85	616	7		165	427	25	427	25	232	427	25	427	25				
QK4030A	2 AWG CU	115	16-#14	0.284	0.56	0.63	0.87	635	7		167	431	25	431	25	234	431	25	431	25				
QK5030A	1 SOLID CU	115	13-#12	0.289	0.57	0.64	0.91	755	8		191	333	24	333	24	264	333	24	333	24				
QK6030A	1 AWG CU	115	13-#12	0.324	0.60	0.67	0.95	780	8		192	337	23	337	23	266	337	23	337	23				
QK7030A	1/0 SOLID CU	115	16-#12	0.325	0.61	0.68	0.95	895	8		216	268	23	268	22	299	268	23	268	22				
QK8030A	1/0 AWG CU	115	16-#12	0.364	0.64	0.71	0.99	923	8		219	270	22	270	22	301	270	22	270	22				
QK9030A	2/0 AWG CU	115	13-#10	0.408	0.69	0.76	1.07	1142	9		252	212	22	212	21	342	212	22	212	21				
QKA030A	3/0 AWG CU	115	16-#10	0.458	0.74	0.81	1.12	1363	9		286	170	20	170	20	387	170	20	170	20				
QKB030A	4/0 AWG CU	115	16-#9	0.515	0.80	0.87	1.20	1668	10		327	136	20	136	19	438	136	20	136	19				
<b>5kV 133% Copper Three Phase - One-Third Neutral</b>																								
QK3020A	2 SOLID CU	115	6-#14	0.258	0.54	0.61	0.85	500	7		172	209	46	780	25	245	219	103	765	25				
QK4020A	2 AWG CU	115	6-#14	0.284	0.56	0.63	0.87	518	7		172	213	46	784	25	245	223	102	771	25				
QK5020A	1 SOLID CU	115	7-#14	0.289	0.57	0.64	0.88	576	8		195	166	44	656	23	276	178	100	645	23				
QK6020A	1 AWG CU	115	7-#14	0.324	0.60	0.67	0.91	601	8		196	170	44	660	22	277	181	98	650	22				
QK7020A	1/0 SOLID CU	115	9-#14	0.325	0.61	0.68	0.91	683	8		222	132	43	513	22	309	146	96	506	22				
QK8020A	1/0 AWG CU	115	9-#14	0.364	0.64	0.71	0.95	710	8		224	135	42	516	21	310	149	94	509	21				
QK9020A	2/0 AWG CU	115	11-#14	0.408	0.69	0.76	1.00	838	8		254	107	40	420	20	346	123	90	415	20				
QKA020A	3/0 AWG CU	115	14-#14	0.458	0.74	0.81	1.05	1003	9		289	86	39	331	19	383	105	86	328	19				
QKB020A	4/0 AWG CU	115	18-#14	0.515	0.80	0.87	1.10	1211	9		329	69	38	259	18	418	91	80	257	18				
QKC020A	250 MCM CU	115	21-#14	0.561	0.85	0.92	1.16	1401	10		360	59	36	222	17	445	82	76	220	17				
QKD020A	350 MCM CU	115	18-#12	0.664	0.95	1.02	1.29	1886	11		430	44	35	161	16	494	69	66	160	16				
QKE020A	500 MCM CU	115	17-#10	0.794	1.08	1.17	1.49	2658	12		510	33	34	109	15	540	59	54	109	15				
QKF020A	750 MCM CU	115	20-#9	0.974	1.27	1.36	1.76	3884	15		595	26	32	75	14	602	49	41	74	14				
QKG020A	1000 MCM CU	115	21-#8	1.124	1.42	1.51	1.94	5049	16		647	23	29	56	13	660	42	33	56	13				

† Ampacities are based on the following:

†† Zero Sequence Impedance considers all return in the neutral only.

**PRODUCT NOTES:**

Single Phase Operation (Full Neutral Design)

Three Phase Operation (1/3 Neutral Design)

The above dimensions are approximate and subject to normal manufacturing tolerances. Single Phase Impedance Values Assume Full Return in the Metallic Shield. All metric (SI) dimensions are derived from a soft conversion

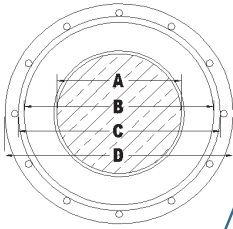
In Duct: One single cable in plastic duct, direct-buried, 105°C conductor temperature, 20°C ambient temperature, earth RHO of 90°C-cm/Watt, 100% load factor, 36 inch depth of burial, and shields short-circuited.  
Direct Buried: One single cable, direct-buried, 105°C conductor temperature, 20°C ambient temperature, earth RHO of 90°C-cm/Watt, 100% load factor, 36 inch depth of burial, and shields short-circuited.

In Duct: Three single cables in plastic duct, direct-buried in a triangular configuration, 105°C conductor temperature, 20°C ambient temperature, earth RHO of 90°C-cm/Watt, 100% load factor, 36 inch depth of burial, and shields short-circuited.  
Direct Buried: Three single cables, direct-buried, spaced 7.5 inches horizontally, 105°C conductor temperature, 20°C ambient temperature, earth RHO of 90°C-cm/Watt, 100% load factor, 36 inch depth of burial, and shields short-circuited

‡EPROTENAX™ EPR-insulated cables are capable of operating at 105°C. However, the maximum operating temperature of the cable should be based on the maximum operating temperature of the cable accessories to be used.

# 15kV EPR DOUBLESEAL™

100% Medium Voltage Utility Cables



Product Number	Conductor	Insulation Thickness (mils)	Concentric Neutral	Conductor Diameter (in)	Insulation Diameter (in)	Insulation Shield Diameter (in)	Jacket Diameter (in)	Cable Weight (lbs/kft)	Minimum Bending Radius (in)	† Ampacity (Amps)	+/- Sequence Impedance Resistance (μΩ/ft)	+/- Sequence Impedance Reactance (μΩ/ft)	Zero Sequence Impedance Resistance (μΩ/ft)††	Zero Sequence Impedance Reactance (μΩ/ft)††	†105°C In Duct					†105°C Direct Buried				
															(A)	(B)	(C)	(D)						
<b>15kV 100% Aluminum Single Phase - Full Neutral</b>																								
QML030A	2 SOLID AL	175	10-#14	0.258	0.66	0.73	0.97	488	8		135	694	29	694	30	182	694	29	694	30				
QMM030A	2 AWG AL	175	10-#14	0.284	0.68	0.75	0.99	510	8		135	701	30	701	31	183	701	30	701	31				
QMN030A	1 SOLID AL	175	13-#14	0.289	0.69	0.76	1.00	556	8		154	542	28	542	29	208	542	28	542	29				
QMO030A	1 AWG AL	175	13-#14	0.324	0.72	0.79	1.03	582	9		156	547	27	547	28	210	547	27	547	28				
QMP030A	1/0 SOLID AL	175	16-#14	0.325	0.73	0.80	1.03	630	9		175	435	27	435	27	236	435	27	435	27				
QM030A	1/0 AWG AL	175	16-#14	0.364	0.76	0.83	1.07	660	9		176	440	26	440	26	237	440	26	440	26				
QMR030A	2/0 AWG AL	175	13-#12	0.408	0.81	0.88	1.15	791	10		203	343	25	343	25	270	343	25	343	25				
QMS030A	3/0 AWG AL	175	16-#12	0.458	0.86	0.93	1.20	909	10		231	275	24	275	24	307	275	24	275	24				
QMT030A	4/0 AWG AL	175	13-#10	0.515	0.92	0.99	1.30	1105	11		265	216	23	216	23	348	216	23	216	23				
QMU030A	250 MCM AL	175	16-#10	0.561	0.97	1.04	1.35	1281	11		295	179	22	179	22	386	179	22	179	22				
QMV030A	350 MCM AL	175	16-#9	0.664	1.07	1.16	1.50	1616	13		350	136	21	136	20	453	136	21	136	20				
<b>15kV 100% Aluminum Three Phase - One-Third Neutral</b>																								
QML020A	2 SOLID AL	175	6-#14	0.258	0.66	0.73	0.97	442	8		137	344	51	910	30	189	354	103	892	30				
QMM020A	2 AWG AL	175	6-#14	0.284	0.68	0.75	0.99	463	8		137	351	51	917	31	189	360	103	900	31				
QMN020A	1 SOLID AL	175	6-#14	0.289	0.69	0.76	1.00	474	8		156	273	49	840	29	214	282	101	823	29				
QMO020A	1 AWG AL	175	6-#14	0.324	0.72	0.79	1.03	500	9		157	278	48	846	28	215	287	99	830	28				
QMP020A	1/0 SOLID AL	175	6-#14	0.325	0.73	0.80	1.03	513	9		178	217	47	784	27	243	225	98	768	27				
QM020A	1/0 AWG AL	175	6-#14	0.364	0.76	0.83	1.07	544	9		178	222	46	790	26	243	230	96	775	26				
QMR020A	2/0 AWG AL	175	7-#14	0.408	0.81	0.88	1.12	606	9		203	176	44	664	25	275	185	93	652	25				
QMS020A	3/0 AWG AL	175	9-#14	0.458	0.86	0.93	1.17	691	10		231	139	43	519	23	309	151	90	511	23				
QMT020A	4/0 AWG AL	175	11-#14	0.515	0.92	0.99	1.22	789	10		263	111	41	422	22	346	124	86	416	22				
QMU020A	250 MCM AL	175	13-#14	0.561	0.97	1.04	1.28	888	11		289	95	40	358	21	374	109	83	353	21				
QMV020A	350 MCM AL	175	18-#14	0.664	1.07	1.16	1.40	1127	12		348	69	38	258	19	432	86	76	256	19				
QMW020A	500 MCM AL	175	16-#12	0.794	1.20	1.29	1.56	1475	13		420	50	37	182	18	491	70	68	180	18				
QMX020A	750 MCM AL	175	24-#12	0.974	1.39	1.48	1.81	2065	15		512	36	35	122	16	554	58	56	121	16				
QMY020A	1000 MCM AL	175	20-#10	1.124	1.54	1.66	2.03	2660	17		580	29	34	92	16	599	50	48	92	16				

† Ampacities are based on the following:

†† Zero Sequence Impedance considers all return in the neutral only.

**PRODUCT NOTES:**

Single Phase Operation (Full Neutral Design)

Three Phase Operation (1/3 Neutral Design)

<sup>5</sup> Items are Prysmian authorized stock. The above dimensions are approximate and subject to normal manufacturing tolerances. Single Phase Impedance Values Assume Full Return in the Metallic Shield. All metric (SI) dimensions are derived from a soft conversion

In Duct: One single cable in plastic duct, direct-buried, 105°C conductor temperature, 20°C ambient temperature, earth RHO of 90°C-cm/Watt, 100% load factor, 36 inch depth of burial, and shields short-circuited. Direct Buried: One single cable, direct-buried, 105°C conductor temperature, 20°C ambient temperature, earth RHO of 90°C-cm/Watt, 100% load factor, 36 inch depth of burial, and shields short-circuited.

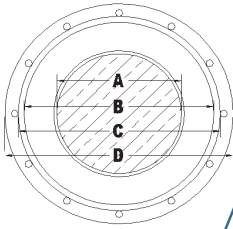
In Duct: Three single cables in plastic duct, direct-buried in a triangular configuration, 105°C conductor temperature, 20°C ambient temperature, earth RHO of 90°C-cm/Watt, 100% load factor, 36 inch depth of burial, and shields short-circuited.

Direct Buried: Three single cables, direct-buried, spaced 7.5 inches horizontally, 105°C conductor temperature, 20°C ambient temperature, earth RHO of 90°C-cm/Watt, 100% load factor, 36 inch depth of burial, and shields short-circuited

<sup>†</sup>PROTENAX™ EPR-insulated cables are capable of operating at 105°C. However, the maximum operating temperature of the cable should be based on the maximum operating temperature of the cable accessories to be used.

# 15kV EPR DOUBLESEAL™

100% Medium Voltage Utility Cables



Product Number	Conductor	Insulation Thickness (mils)	Concentric Neutral	Conductor Diameter (in)	Insulation Diameter (in)	Insulation Shield Diameter (in)	Jacket Diameter (in)	Cable Weight (lbs/kft)	Minimum Bending Radius (in)	† Ampacity (Amps)	+/- Sequence Impedance Resistance (µΩ/ft)	+/- Sequence Impedance Reactance (µΩ/ft)	Zero Sequence Impedance Resistance (µΩ/ft)††	Zero Sequence Impedance Reactance (µΩ/ft)††	†105°C In Duct					†105°C Direct Buried				
															(A)	(B)	(C)	(D)						
<b>15kV 100% Copper Single Phase - Full Neutral</b>																								
QM3030A	2 SOLID CU	175	16-#14	0.258	0.66	0.73	0.97	698	8		172	427	31	427	30	233	427	31	427	30				
QM4030A	2 AWG CU	175	16-#14	0.284	0.68	0.75	0.99	718	8		173	431	31	431	31	234	431	31	431	31				
QM5030A	1 SOLID CU	175	13-#12	0.289	0.69	0.76	1.03	842	9		197	333	29	333	29	264	333	29	333	29				
QM6030A	1 AWG CU	175	13-#12	0.324	0.72	0.79	1.07	871	9		199	337	28	337	28	266	337	28	337	28				
QM7030A	1/0 SOLID CU	175	16-#12	0.325	0.73	0.80	1.07	985	9		223	268	28	268	28	299	268	28	268	28				
QM8030A	1/0 AWG CU	175	16-#12	0.364	0.76	0.83	1.11	1017	9		226	270	27	270	27	302	270	27	270	27				
QM9030A	2/0 AWG CU	175	13-#10	0.408	0.81	0.88	1.19	1243	10		259	212	26	212	26	342	212	26	212	26				
QMA030A	3/0 AWG CU	175	16-#10	0.458	0.86	0.93	1.24	1469	10		294	170	25	170	24	388	170	25	170	24				
QMB030A	4/0 AWG CU	175	16-#9	0.515	0.92	0.99	1.32	1782	11		335	136	23	136	23	439	136	23	136	23				
<b>15kV 100% Copper Three Phase - One-Third Neutral</b>																								
QM3020A	2 SOLID CU	175	6-#14	0.258	0.66	0.73	0.97	581	8		176	209	51	774	30	241	218	103	757	30				
QM4020A	2 AWG CU	175	6-#14	0.284	0.68	0.75	0.99	602	8		177	213	51	779	31	241	222	103	762	31				
QM5020A	1 SOLID CU	175	7-#14	0.289	0.69	0.76	1.00	660	8		200	166	49	651	29	272	176	100	637	29				
QM6020A	1 AWG CU	175	7-#14	0.324	0.72	0.79	1.03	688	9		201	170	48	656	28	272	180	98	643	28				
QM7020A	1/0 SOLID CU	175	9-#14	0.325	0.73	0.80	1.03	770	9		228	132	47	510	27	305	145	96	500	27				
QM8020A	1/0 AWG CU	175	9-#14	0.364	0.76	0.83	1.07	801	9		229	135	46	513	26	306	147	95	504	26				
QM9020A	2/0 AWG CU	175	11-#14	0.408	0.81	0.88	1.12	933	9		260	107	44	417	25	343	122	91	411	25				
QMA020A	3/0 AWG CU	175	14-#14	0.458	0.86	0.93	1.17	1103	10		295	86	43	329	23	380	102	86	325	23				
QMB020A	4/0 AWG CU	175	18-#14	0.515	0.92	0.99	1.22	1316	10		334	69	41	258	22	418	88	81	255	22				
QMC020A	250 MCM CU	175	21-#14	0.561	0.97	1.04	1.28	1511	11		366	59	40	220	21	445	80	77	218	21				
QMD020A	350 MCM CU	175	18-#12	0.664	1.07	1.16	1.43	2031	12		437	44	38	160	20	498	67	68	159	20				
QME020A	500 MCM CU	175	17-#10	0.794	1.20	1.29	1.61	2798	13		516	33	36	109	18	547	58	56	108	18				
QMF020A	750 MCM CU	175	20-#9	0.974	1.39	1.48	1.88	4048	16		603	26	34	74	17	610	48	44	74	17				
QMG020A	1000 MCM CU	175	21-#8	1.124	1.54	1.66	2.09	5278	17		658	23	32	56	16	669	41	35	56	16				

† Ampacities are based on the following:

†† Zero Sequence Impedance considers all return in the neutral only.

**PRODUCT NOTES:**

Single Phase Operation (Full Neutral Design)

Three Phase Operation (1/3 Neutral Design)

<sup>5</sup> Items are Prysmian authorized stock.  
The above dimensions are approximate and subject to normal manufacturing tolerances.  
Single Phase Impedance Values Assume Full Return in the Metallic Shield.  
All metric (SI) dimensions are derived from a soft conversion

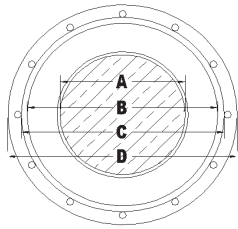
In Duct: One single cable in plastic duct, direct-buried, 105°C conductor temperature, 20°C ambient temperature, earth RHO of 90°C-cm/Watt, 100% load factor, 36 inch depth of burial, and shields short-circuited.  
Direct Buried: One single cable, direct-buried, 105°C conductor temperature, 20°C ambient temperature, earth RHO of 90°C-cm/Watt, 100% load factor, 36 inch depth of burial, and shields short-circuited.

In Duct: Three single cables in plastic duct, direct-buried in a triangular configuration, 105°C conductor temperature, 20°C ambient temperature, earth RHO of 90°C-cm/Watt, 100% load factor, 36 inch depth of burial, and shields short-circuited.  
Direct Buried: Three single cables, direct-buried, spaced 7.5 inches horizontally, 105°C conductor temperature, 20°C ambient temperature, earth RHO of 90°C-cm/Watt, 100% load factor, 36 inch depth of burial, and shields short-circuited

‡EPROTENAX™ EPR-insulated cables are capable of operating at 105°C. However, the maximum operating temperature of the cable should be based on the maximum operating temperature of the cable accessories to be used.

# 15kV EPR DOUBLESEAL™

133% Medium Voltage UtilityCables



Product Number	Conductor	Insulation Thickness (mils)	Concentric Neutral	Conductor Diameter (in)	Insulation Diameter (in)	Insulation Shield Diameter (in)	Jacket Diameter (in)	Cable Weight (lbs./kft)	Minimum Bending Radius (in)	† Ampacity (Amps)	+/- Sequence Impedance Resistance (µΩ/ft)	+/- Sequence Impedance Reactance (µΩ/ft)	Zero Sequence Impedance Resistance (µΩ/ft)††	Zero Sequence Impedance Reactance (µΩ/ft)††	† Ampacity (Amps)	+/- Sequence Impedance Resistance (µΩ/ft)	+/- Sequence Impedance Reactance (µΩ/ft)	Zero Sequence Impedance Resistance (µΩ/ft)††	Zero Sequence Impedance Reactance (µΩ/ft)††	
US Mfg.	CAN Mfg.	(A)	(B)	(C)	(D)	†105°C In Duct					†105°C Direct Buried									
<b>15kV 133% Aluminum Single Phase - Full Neutral</b>																				
5 301339A	201044C	2 SOLID AL	220	10-#14	0.258	0.74	0.81	1.04	545	9	135	694	29	694	30	182	694	29	694	30
5 301437A	201045C	2 AWG AL	220	10-#14	0.284	0.76	0.83	1.06	564	9	135	701	30	701	31	183	701	30	701	31
QNN030A		1 SOLID AL	220	13-#14	0.289	0.78	0.85	1.09	626	9	154	542	28	542	29	208	542	28	542	29
QNO030A		1 AWG AL	220	13-#14	0.324	0.81	0.88	1.12	655	9	156	547	27	547	28	210	547	27	547	28
5 301345A	200784C	1/0 SOLID AL	220	16-#14	0.325	0.80	0.87	1.10	686	9	175	435	27	435	27	236	435	27	435	27
5 301438A	200796C	1/0 AWG AL	220	16-#14	0.364	0.84	0.91	1.14	720	10	176	440	26	440	26	237	440	26	440	26
QNR030A		2/0 AWG AL	220	13-#12	0.408	0.90	0.97	1.24	872	10	203	343	25	343	25	270	343	25	343	25
QNS030A		3/0 AWG AL	220	16-#12	0.458	0.95	1.02	1.29	993	11	231	275	24	275	24	307	275	24	275	24
5 301440A	201073C	4/0 AWG AL	220	20-#12	0.515	0.99	1.06	1.33	1133	11	265	216	23	216	23	348	216	23	216	23
QNU030A		250 MCM AL	220	16-#10	0.561	1.06	1.15	1.46	1398	12	295	179	22	179	22	386	179	22	179	22
QNV030A		350 MCM AL	220	16-#9	0.664	1.16	1.25	1.59	1721	13	350	136	21	136	20	453	136	21	136	20
<b>15kV 133% Aluminum Three Phase - One-Third Neutral</b>																				
QNL020A		2 SOLID AL	220	6-#14	0.258	0.75	0.82	1.06	510	9	137	344	51	910	30	189	354	103	892	30
QNM020A		2 AWG AL	220	6-#14	0.284	0.77	0.84	1.08	533	9	137	351	51	917	31	189	360	103	900	31
QNN020A		1 SOLID AL	220	6-#14	0.289	0.78	0.85	1.09	544	9	156	273	49	840	29	214	282	101	823	29
QNO020A		1 AWG AL	220	6-#14	0.324	0.81	0.88	1.12	573	9	157	278	48	846	28	215	287	99	830	28
QNP020A		1/0 SOLID AL	220	6-#14	0.325	0.82	0.89	1.12	586	9	178	217	47	784	27	243	225	98	768	27
QNQ020A		1/0 AWG AL	220	6-#14	0.364	0.85	0.92	1.16	619	10	178	222	46	790	26	243	230	96	775	26
QNR020A		2/0 AWG AL	220	7-#14	0.408	0.90	0.97	1.21	685	10	203	176	44	664	25	275	185	93	652	25
QNS020A		3/0 AWG AL	220	9-#14	0.458	0.95	1.02	1.26	773	11	231	139	43	519	23	309	151	90	511	23
5 301439A	201048C	4/0 AWG AL	220	11-#14	0.515	0.99	1.06	1.30	861	11	263	111	41	422	22	346	124	86	416	22
QNU020A		250 MCM AL	220	13-#14	0.561	1.06	1.15	1.39	1000	12	289	95	40	358	21	374	109	83	353	21
QNV020A		350 MCM AL	220	18-#14	0.664	1.16	1.25	1.49	1226	12	348	69	38	258	19	432	86	76	256	19
QNW020A		500 MCM AL	220	16-#12	0.794	1.29	1.38	1.71	1649	14	420	50	37	182	18	491	70	68	180	18
QNX020A		750 MCM AL	220	24-#12	0.974	1.48	1.57	1.90	2192	16	512	36	35	122	16	554	58	56	121	16
QNY020A		1000 MCM AL	220	20-#10	1.124	1.63	1.75	2.12	2802	17	580	29	34	92	16	599	50	48	92	16

† Ampacities are based on the following:

†† Zero Sequence Impedance considers all return in the neutral only.

**PRODUCT NOTES:**

Single Phase Operation (Full Neutral Design)

Three Phase Operation (1/3 Neutral Design)

<sup>5</sup> Items are Prysmian authorized stock. The above dimensions are approximate and subject to normal manufacturing tolerances. Single Phase Impedance Values Assume Full Return in the Metallic Shield. All metric (SI) dimensions are derived from a soft conversion

In Duct: One single cable in plastic duct, direct-buried, 105°C conductor temperature, 20°C ambient temperature, earth RHO of 90°C-cm/Watt, 100% load factor, 36 inch depth of burial, and shields short-circuited.

Direct Buried: One single cable, direct-buried, 105°C conductor temperature, 20°C ambient temperature, earth RHO of 90°C-cm/Watt, 100% load factor, 36 inch depth of burial, and shields short-circuited.

In Duct: Three single cables in plastic duct, direct-buried in a triangular configuration, 105°C conductor temperature, 20°C ambient temperature, earth RHO of 90°C-cm/Watt, 100% load factor, 36 inch depth of burial, and shields short-circuited.

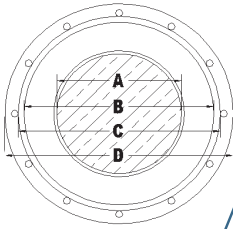
Direct Buried: Three single cables, direct-buried, spaced 7.5 inches horizontally, 105°C conductor temperature, 20°C ambient temperature, earth RHO of 90°C-cm/Watt, 100% load factor, 36 inch depth of burial, and shields short-circuited

<sup>‡</sup>EPROTENAX™ EPR-insulated cables are capable of operating at 105°C. However, the maximum operating temperature of the cable should be based on the maximum operating temperature of the cable accessories to be used.



# 15kV EPR DOUBLESEAL™

133% Medium Voltage Utility Cables



Product Number	Conductor	Insulation Thickness (mils)	Concentric Neutral	Conductor Diameter (in)	Insulation Diameter (in)	Insulation Shield Diameter (in)	Jacket Diameter (in)	Cable Weight (lbs/kft)	Minimum Bending Radius (in)	† Ampacity (Amps)	†105°C In Duct					†105°C Direct Buried				
											± Sequence Impedance Resistance (μΩ/ft)	± Sequence Impedance Reactance (μΩ/ft)	Zero Sequence Impedance Resistance (μΩ/ft)††	Zero Sequence Impedance Reactance (μΩ/ft)††	± Ampacity (Amps)	± Sequence Impedance Resistance (μΩ/ft)	± Sequence Impedance Reactance (μΩ/ft)	Zero Sequence Impedance Resistance (μΩ/ft)††	Zero Sequence Impedance Reactance (μΩ/ft)††	
<b>15kV 133% Copper Single Phase - Full Neutral</b>																				
QN3030A	2 SOLID CU	220	16-#14	0.258	0.75	0.82	1.06	766	9	172	427	31	427	30	233	427	31	427	30	
QN4030A	2 AWG CU	220	16-#14	0.284	0.77	0.84	1.08	789	9	173	431	31	431	31	234	431	31	431	31	
QN5030A	1 SOLID CU	220	13-#12	0.289	0.78	0.85	1.12	915	9	197	333	29	333	29	264	333	29	333	29	
QN6030A	1 AWG CU	220	13-#12	0.324	0.81	0.88	1.16	946	10	199	337	28	337	28	266	337	28	337	28	
QN7030A	1/0 SOLID CU	220	16-#12	0.325	0.82	0.89	1.16	1060	10	223	268	28	268	28	299	268	28	268	28	
QN8030A	1/0 AWG CU	220	16-#12	0.364	0.85	0.92	1.20	1095	10	226	270	27	270	27	302	270	27	270	27	
QN9030A	2/0 AWG CU	220	13-#10	0.408	0.90	0.97	1.28	1327	11	259	212	26	212	26	342	212	26	212	26	
QNA030A	3/0 AWG CU	220	16-#10	0.458	0.95	1.02	1.33	1556	11	294	170	25	170	24	388	170	25	170	24	
QNB030A	4/0 AWG CU	220	16-#9	0.515	1.01	1.08	1.41	1874	12	335	136	23	136	23	439	136	23	136	23	
<b>15kV 133% Copper Three Phase - One-Third Neutral</b>																				
QN3020A	2 SOLID CU	220	6-#14	0.258	0.75	0.82	1.06	649	9	176	209	51	774	30	241	218	103	757	30	
QN4020A	2 AWG CU	220	6-#14	0.284	0.77	0.84	1.08	672	9	177	213	51	779	31	241	222	103	762	31	
QN5020A	1 SOLID CU	220	7-#14	0.289	0.78	0.85	1.09	731	9	200	166	49	651	29	272	176	100	637	29	
QN6020A	1 AWG CU	220	7-#14	0.324	0.81	0.88	1.12	761	9	201	170	48	656	28	272	180	98	643	28	
QN7020A	1/0 SOLID CU	220	9-#14	0.325	0.82	0.89	1.12	843	9	228	132	47	510	27	305	145	96	500	27	
QN8020A	1/0 AWG CU	220	9-#14	0.364	0.85	0.92	1.16	877	10	229	135	46	513	26	306	147	95	504	26	
QN9020A	2/0 AWG CU	220	11-#14	0.408	0.90	0.97	1.21	1012	10	260	107	44	417	25	343	122	91	411	25	
QNA020A	3/0 AWG CU	220	14-#14	0.458	0.95	1.02	1.26	1185	11	295	86	43	329	23	380	102	86	325	23	
QNB020A	4/0 AWG CU	220	18-#14	0.515	1.01	1.08	1.31	1403	11	334	69	41	258	22	418	88	81	255	22	
QNC020A	250 MCM CU	220	21-#14	0.561	1.06	1.15	1.39	1623	12	366	59	40	220	21	445	80	77	218	21	
QND020A	350 MCM CU	220	18-#12	0.664	1.16	1.25	1.52	2132	13	437	44	38	160	20	498	67	68	159	20	
QNE020A	500 MCM CU	220	17-#10	0.794	1.29	1.38	1.76	2976	15	516	33	36	109	18	547	58	56	108	18	
QNF020A	750 MCM CU	220	20-#9	0.974	1.48	1.57	1.97	4179	16	603	26	34	74	17	610	48	44	74	17	
QNG020A	1000 MCM CU	220	21-#8	1.124	1.63	1.75	2.18	5423	18	658	23	32	56	16	669	41	35	56	16	

† Ampacities are based on the following:

†† Zero Sequence Impedance considers all return in the neutral only.

**PRODUCT NOTES:**

<sup>5</sup> Items are Prysmian authorized stock.  
The above dimensions are approximate and subject to normal manufacturing tolerances.  
Single Phase Impedance Values Assume Full Return in the Metallic Shield.  
All metric (SI) dimensions are derived from a soft conversion

**Single Phase Operation (Full Neutral Design)**

In Duct: One single cable in plastic duct, direct-buried, 105°C conductor temperature, 20°C ambient temperature, earth RHO of 90°C-cm/Watt, 100% load factor, 36 inch depth of burial, and shields short-circuited.  
Direct Buried: One single cable, direct-buried, 105°C conductor temperature, 20°C ambient temperature, earth RHO of 90°C-cm/Watt, 100% load factor, 36 inch depth of burial, and shields short-circuited.

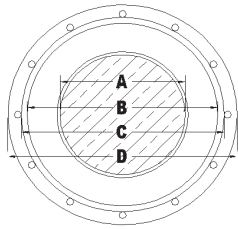
**Three Phase Operation (1/3 Neutral Design)**

In Duct: Three single cables in plastic duct, direct-buried in a triangular configuration, 105°C conductor temperature, 20°C ambient temperature, earth RHO of 90°C-cm/Watt, 100% load factor, 36 inch depth of burial, and shields short-circuited.  
Direct Buried: Three single cables, direct-buried, spaced 7.5 inches horizontally, 105°C conductor temperature, 20°C ambient temperature, earth RHO of 90°C-cm/Watt, 100% load factor, 36 inch depth of burial, and shields short-circuited

‡EPROTENAX® EPR-insulated cables are capable of operating at 105°C. However, the maximum operating temperature of the cable should be based on the maximum operating temperature of the cable accessories to be used.

# 25kV EPR DOUBLESEAL™

100% Medium Voltage Utility Cables



Product Number		Conductor	Insulation Thickness (mils)	Concentric Neutral	Conductor Diameter (in)	Insulation Diameter (in)	Insulation Shield Diameter (in)	Jacket Diameter (in)	Cable Weight (lbs./kft)	Minimum Bending Radius (in)	† Ampacity (Amps)	+/- Sequence Impedance Resistance (µΩ/ft)	+/- Sequence Impedance Reactance (µΩ/ft)	Zero Sequence Impedance Resistance (µΩ/ft)††	Zero Sequence Impedance Reactance (µΩ/ft)††	† Ampacity (Amps)	+/- Sequence Impedance Resistance (µΩ/ft)	+/- Sequence Impedance Reactance (µΩ/ft)	Zero Sequence Impedance Resistance (µΩ/ft)††	Zero Sequence Impedance Reactance (µΩ/ft)††
US Mfg.	CAN Mfg.		(A)	(B)	(C)	(D)					†105°C In Duct					†105°C Direct Buried				
<b>25kV 100% Aluminum Single Phase - Full Neutral</b>																				
QON030A		1 SOLID AL	260	13-#14	0.289	0.86	0.93	1.17	694	10	158	542	33	542	33	208	542	33	542	33
QO0030A		1 AWG AL	260	13-#14	0.324	0.89	0.96	1.20	725	10	160	547	31	547	32	209	547	31	547	32
<sup>5</sup> 301428A	201043C	1/0 SOLID AL	260	16-#14	0.325	0.90	0.97	1.20	770	10	179	435	31	435	31	235	435	31	435	31
<sup>5</sup> 301506A	200798C	1/0 AWG AL	260	16-#14	0.364	0.94	1.01	1.24	810	10	181	440	30	440	30	237	440	30	440	30
QOR030A		2/0 AWG AL	260	13-#12	0.408	0.98	1.05	1.32	949	11	207	343	29	343	29	270	343	29	343	29
QOS030A		3/0 AWG AL	260	16-#12	0.458	1.03	1.12	1.39	1095	12	236	275	28	275	28	306	275	28	275	28
<sup>5</sup> 301522A		4/0 AWG AL	260	20-#12	0.515	1.09	1.18	1.44	1251	12	271	216	26	216	27	347	216	26	216	27
QOU030A		250 MCM AL	260	16-#10	0.561	1.14	1.23	1.54	1489	13	301	179	25	179	25	384	179	25	179	25
QOV030A		350 MCM AL	260	16-#9	0.664	1.24	1.33	1.73	1884	14	356	137	23	137	23	449	137	23	137	23
<b>25kV 100% Aluminum Three Phase - One-Third Neutral</b>																				
QON020A		1 SOLID AL	260	6-#14	0.289	0.86	0.93	1.17	612	10	159	273	53	835	33	211	281	101	816	33
QO0020A		1 AWG AL	260	6-#14	0.324	0.89	0.96	1.20	643	10	159	278	52	841	32	212	286	99	823	32
QOP020A		1/0 SOLID AL	260	6-#14	0.325	0.90	0.97	1.20	656	10	181	217	51	780	31	239	224	98	762	31
QOQ020A		1/0 AWG AL	260	6-#14	0.364	0.93	1.00	1.24	692	10	181	222	50	786	30	239	229	96	769	30
QOR020A		2/0 AWG AL	260	7-#14	0.408	0.98	1.05	1.29	760	11	206	176	48	660	29	271	184	93	647	29
QOS020A		3/0 AWG AL	260	9-#14	0.458	1.03	1.12	1.36	873	11	235	139	46	516	27	305	149	90	506	27
<sup>5</sup> 301507A	201047C	4/0 AWG AL	260	11-#14	0.515	1.09	1.18	1.42	985	12	266	111	45	420	26	342	123	86	413	26
QOU020A		250 MCM AL	260	13-#14	0.561	1.14	1.23	1.47	1086	12	292	95	43	356	25	371	108	83	350	25
QOV020A		350 MCM AL	260	18-#14	0.664	1.24	1.33	1.57	1320	13	351	69	41	257	23	430	85	77	254	23
QOW020A		500 MCM AL	260	16-#12	0.794	1.37	1.46	1.79	1755	15	424	50	40	181	21	490	68	69	179	21
QOX020A		750 MCM AL	260	24-#12	0.974	1.56	1.68	2.01	2357	17	517	35	37	121	19	560	56	58	121	19
QOY020A		1000 MCM AL	260	20-#10	1.124	1.71	1.83	2.20	2933	18	584	29	36	92	18	606	49	50	92	18

† Ampacities are based on the following:

†† Zero Sequence Impedance considers all return in the neutral only.

**PRODUCT NOTES:**

Single Phase Operation (Full Neutral Design)

Three Phase Operation (1/3 Neutral Design)

<sup>5</sup> Items are Prysmian authorized stock. The above dimensions are approximate and subject to normal manufacturing tolerances. Single Phase Impedance Values Assume Full Return in the Metallic Shield. All metric (SI) dimensions are derived from a soft conversion

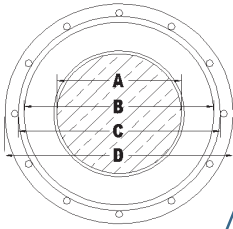
In Duct: One single cable in plastic duct, direct-buried, 105°C conductor temperature, 20°C ambient temperature, earth RHO of 90°C-cm/Watt, 100% load factor, 36 inch depth of burial, and shields short-circuited. Direct Buried: One single cable, direct-buried, 105°C conductor temperature, 20°C ambient temperature, earth RHO of 90°C-cm/Watt, 100% load factor, 36 inch depth of burial, and shields short-circuited.

In Duct: Three single cables in plastic duct, direct-buried in a triangular configuration, 105°C conductor temperature, 20°C ambient temperature, earth RHO of 90°C-cm/Watt, 100% load factor, 36 inch depth of burial, and shields short-circuited. Direct Buried: Three single cables, direct-buried, spaced 7.5 inches horizontally, 105°C conductor temperature, 20°C ambient temperature, earth RHO of 90°C-cm/Watt, 100% load factor, 36 inch depth of burial, and shields short-circuited

#EPROTENAX® EPR-insulated cables are capable of operating at 105°C. However, the maximum operating temperature of the cable should be based on the maximum operating temperature of the cable accessories to be used.

# 25kV EPR DOUBLESEAL™

100% Medium Voltage Utility Cables



Product Number	Conductor	Insulation Thickness (mils)	Concentric Neutral	Conductor Diameter (in)	Insulation Diameter (in)	Insulation Shield Diameter (in)	Jacket Diameter (in)	Cable Weight (lbs /kft)	Minimum Bending Radius (in)	† Ampacity (Amps)	±105°C In Duct					±105°C Direct Buried				
											+/- Sequence Impedance Resistance (µΩ/ft)	+/- Sequence Impedance Reactance (µΩ/ft)	Zero Sequence Impedance Resistance (µΩ/ft)	Zero Sequence Impedance Reactance (µΩ/ft)††	† Ampacity (Amps)	+/- Sequence Impedance Resistance (µΩ/ft)	+/- Sequence Impedance Reactance (µΩ/ft)	Zero Sequence Impedance Resistance (µΩ/ft)††	Zero Sequence Impedance Reactance (µΩ/ft)††	
<b>25kV 100% Copper Single Phase - Full Neutral</b>																				
QO5030A	1 SOLID CU	260	13-#12	0.289	0.86	0.93	1.20	984	10		202	333	33	333	34	264	333	33	333	34
QO6030A	1 AWG CU	260	13-#12	0.324	0.89	0.96	1.24	1017	10		204	337	32	337	32	265	337	32	337	32
QO7030A	1/0 SOLID CU	260	16-#12	0.325	0.90	0.97	1.24	1132	10		229	268	32	268	32	299	268	32	268	32
QO8030A	1/0 AWG CU	260	16-#12	0.364	0.93	1.00	1.28	1169	11		231	270	31	270	31	301	270	31	270	31
QO9030A	2/0 AWG CU	260	13-#10	0.408	0.98	1.05	1.36	1406	11		265	212	29	212	29	342	212	29	212	29
QOA030A	3/0 AWG CU	260	16-#10	0.458	1.03	1.12	1.43	1660	12		301	170	28	170	28	387	170	28	170	28
QOB030A	4/0 AWG CU	260	16-#9	0.515	1.09	1.18	1.51	1985	13		342	136	27	136	27	438	136	27	136	27
<b>25kV 100% Copper Three Phase - One-Third Neutral</b>																				
QO5020A	1 SOLID CU	260	7-#14	0.289	0.86	0.93	1.17	799	10		204	166	53	647	33	269	175	100	632	33
QO6020A	1 AWG CU	260	7-#14	0.324	0.89	0.96	1.20	831	10		204	170	52	652	32	269	179	98	637	32
QO7020A	1/0 SOLID CU	260	9-#14	0.325	0.90	0.97	1.20	913	10		232	132	51	507	31	302	143	97	496	31
QO8020A	1/0 AWG CU	260	9-#14	0.364	0.93	1.00	1.24	949	10		232	135	50	510	30	303	146	95	500	30
QO9020A	2/0 AWG CU	260	11-#14	0.408	0.98	1.05	1.29	1088	11		264	107	48	415	29	340	120	91	407	29
QOA020A	3/0 AWG CU	260	14-#14	0.458	1.03	1.12	1.36	1285	11		300	86	46	327	27	378	101	87	322	27
QOB020A	4/0 AWG CU	260	18-#14	0.515	1.09	1.18	1.41	1507	12		339	69	45	256	26	416	86	82	253	26
QOC020A	250 MCM CU	260	21-#14	0.561	1.14	1.23	1.47	1710	12		371	59	43	219	25	445	78	78	217	25
QOD020A	350 MCM CU	260	18-#12	0.664	1.24	1.33	1.60	2227	13		442	44	41	159	23	501	65	70	158	23
QOE020A	500 MCM CU	260	17-#10	0.794	1.37	1.46	1.84	3085	15		520	33	40	108	21	550	56	58	108	21
QOF020A	750 MCM CU	260	20-#9	0.974	1.56	1.68	2.08	4349	17		611	26	37	74	20	618	46	46	74	20
QOG020A	1000 MCM CU	260	21-#8	1.124	1.71	1.83	2.26	5557	19		665	23	34	56	18	676	40	38	55	18

**PRODUCT NOTES:**

5 Items are Prysmian authorized stock. The above dimensions are approximate and subject to normal manufacturing tolerances. Single Phase Impedance Values Assume Full Return in the Metallic Shield. All metric (SI) dimensions are derived from a soft conversion

† Ampacities are based on the following:  
Single Phase Operation (Full Neutral Design)

In Duct: One single cable in plastic duct, direct-buried, 105°C conductor temperature, 20°C ambient temperature, earth RHO of 90°C-cm/Watt, 100% load factor, 36 inch depth of burial, and shields short-circuited.  
Direct Buried: One single cable, direct-buried, 105°C conductor temperature, 20°C ambient temperature, earth RHO of 90°C-cm/Watt, 100% load factor, 36 inch depth of burial, and shields short-circuited.

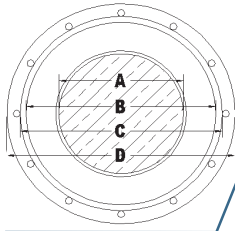
†† Zero Sequence Impedance considers all return in the neutral only.  
Three Phase Operation (1/3 Neutral Design)

In Duct: Three single cables in plastic duct, direct-buried in a triangular configuration, 105°C conductor temperature, 20°C ambient temperature, earth RHO of 90°C-cm/Watt, 100% load factor, 36 inch depth of burial, and shields short-circuited.  
Direct Buried: Three single cables, direct-buried, spaced 7.5 inches horizontally, 105°C conductor temperature, 20°C ambient temperature, earth RHO of 90°C-cm/Watt, 100% load factor, 36 inch depth of burial, and shields short-circuited

#EPROTENAX® EPR-insulated cables are capable of operating at 105°C. However, the maximum operating temperature of the cable should be based on the maximum operating temperature of the cable accessories to be used.

# 25kV EPR DOUBLESEAL™

133% Medium Voltage Utility Cables



Product Number	Conductor	Insulation Thickness (mils)	Concentric Neutral	Conductor Diameter (in)	Insulation Diameter (in)	Insulation Shield Diameter (in)	Jacket Diameter (in)	Cable Weight (lbs/kft)	Minimum Bending Radius (in)	† Ampacity (Amps)	‡105°C In Duct				‡105°C Direct Buried				
											+/- Sequence Impedance Resistance (μΩ/ft)	+/- Sequence Impedance Reactance (μΩ/ft)	Zero Sequence Impedance Resistance (μΩ/ft)††	Zero Sequence Impedance Reactance (μΩ/ft)††	† Ampacity (Amps)	+/- Sequence Impedance Resistance (μΩ/ft)	+/- Sequence Impedance Reactance (μΩ/ft)	Zero Sequence Impedance Resistance (μΩ/ft)††	Zero Sequence Impedance Reactance (μΩ/ft)††
<b>25kV 133% Aluminum Single Phase – Full Neutral</b>																			
QPN030A	1 SOLID AL	320	13-#14	0.289	0.98	1.05	1.29	809	11	158	542	33	542	33	208	542	33	542	33
QPO030A	1 AWG AL	320	13-#14	0.324	1.02	1.09	1.33	844	11	160	547	31	547	32	209	547	31	547	32
QPP030A	1/0 SOLID AL	320	16-#14	0.325	1.02	1.09	1.33	892	11	179	435	31	435	31	235	435	31	435	31
QPQ030A	1/0 AWG AL	320	16-#14	0.364	1.06	1.15	1.39	953	12	181	440	30	440	30	237	440	30	440	30
QPR030A	2/0 AWG AL	320	13-#12	0.408	1.10	1.19	1.46	1101	12	207	343	29	343	29	270	343	29	343	29
QPS030A	3/0 AWG AL	320	16-#12	0.458	1.15	1.24	1.51	1231	13	236	275	28	275	28	306	275	28	275	28
QPT030A	4/0 AWG AL	320	13-#10	0.515	1.21	1.30	1.61	1450	13	271	216	26	216	27	347	216	26	216	27
QPU030A	250 MCM AL	320	16-#10	0.561	1.26	1.35	1.73	1704	14	301	179	25	179	25	384	179	25	179	25
QPV030A	350 MCM AL	320	16-#9	0.664	1.37	1.46	1.85	2052	15	356	137	23	137	23	449	137	23	137	23
<b>25kV 133% Aluminum Three Phase – One-Third Neutral</b>																			
QPN020A	1 SOLID AL	320	6-#14	0.289	0.98	1.05	1.29	728	11	159	273	53	835	33	211	281	101	816	33
QPO020A	1 AWG AL	320	6-#14	0.324	1.02	1.09	1.33	762	11	159	278	52	841	32	212	286	99	823	32
QPP020A	1/0 SOLID AL	320	6-#14	0.325	1.02	1.09	1.33	775	11	181	217	51	780	31	239	224	98	762	31
QPQ020A	1/0 AWG AL	320	6-#14	0.364	1.06	1.15	1.39	836	12	181	222	50	786	30	239	229	96	769	30
QPR020A	2/0 AWG AL	320	7-#14	0.408	1.10	1.19	1.43	909	12	206	176	48	660	29	271	184	93	647	29
QPS020A	3/0 AWG AL	320	9-#14	0.458	1.15	1.24	1.48	1006	12	235	139	46	516	27	305	149	90	506	27
QPT020A	4/0 AWG AL	320	11-#14	0.515	1.21	1.30	1.54	1119	13	266	111	45	420	26	342	123	86	413	26
QPU020A	250 MCM AL	320	13-#14	0.561	1.26	1.35	1.59	1231	13	292	95	43	356	25	371	108	83	350	25
QPV020A	350 MCM AL	320	18-#14	0.664	1.37	1.46	1.75	1539	15	351	69	41	257	23	430	85	77	254	23
QPW020A	500 MCM AL	320	16-#12	0.794	1.50	1.59	1.92	1930	16	424	50	40	181	21	490	68	69	179	21
QPX020A	750 MCM AL	320	24-#12	0.974	1.68	1.80	2.14	2552	18	517	35	37	121	19	560	56	58	121	19
QPY020A	1000 MCM AL	320	20-#10	1.124	1.83	1.95	2.33	3147	19	584	29	36	92	18	606	49	50	92	18

**PRODUCT NOTES:**

† Ampacities are based on the following:  
Single Phase Operation (Full Neutral Design)

†† Zero Sequence Impedance considers all return in the neutral only.  
Three Phase Operation (1/3 Neutral Design)

<sup>5</sup> Items are Prysmian authorized stock. The above dimensions are approximate and subject to normal manufacturing tolerances. Single Phase Impedance Values Assume Full Return in the Metallic Shield. All metric (SI) dimensions are derived from a soft conversion

In Duct: One single cable in plastic duct, direct-buried, 105°C conductor temperature, 20°C ambient temperature, earth RHO of 90°C-cm/Watt, 100% load factor, 36 inch depth of burial, and shields short-circuited.  
Direct Buried: One single cable, direct-buried, 105°C conductor temperature, 20°C ambient temperature, earth RHO of 90°C-cm/Watt, 100% load factor, 36 inch depth of burial, and shields short-circuited.

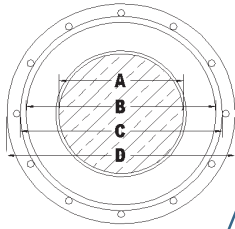
In Duct: Three single cables in plastic duct, direct-buried in a triangular configuration, 105°C conductor temperature, 20°C ambient temperature, earth RHO of 90°C-cm/Watt, 100% load factor, 36 inch depth of burial, and shields short-circuited.

Direct Buried: Three single cables, direct-buried, spaced 7.5 inches horizontally, 105°C conductor temperature, 20°C ambient temperature, earth RHO of 90°C-cm/Watt, 100% load factor, 36 inch depth of burial, and shields short-circuited

#EPROTENAX® EPR-insulated cables are capable of operating at 105°C. However, the maximum operating temperature of the cable should be based on the maximum operating temperature of the cable accessories to be used.

# 25kV EPR DOUBLESEAL™

133% Medium Voltage Utility Cables



Product Number	Conductor	Insulation Thickness (mils)	Concentric Neutral	Conductor Diameter (in)	Insulation Diameter (in)	Insulation Shield Diameter (in)	Jacket Diameter (in)	Cable Weight (lbs/kft)	Minimum Bending Radius (in)	† Ampacity (Amps)					‡ Ampacity (Amps)					
										±105°C In Duct					±105°C Direct Buried					
											+/- Sequence Impedance Resistance (µΩ/ft)					+/- Sequence Impedance Reactance (µΩ/ft)††				
											Zero Sequence Impedance Resistance (µΩ/ft)†††					Zero Sequence Impedance Reactance (µΩ/ft)†††				
											+/- Sequence Impedance Resistance (µΩ/ft)					+/- Sequence Impedance Reactance (µΩ/ft)				
											Zero Sequence Impedance Resistance (µΩ/ft)†††					Zero Sequence Impedance Reactance (µΩ/ft)†††				
<b>25kV 133% Copper Single Phase – Full Neutral</b>																				
QP5030A	1 SOLID CU	320	13-#12	0.289	0.98	1.05	1.32	1102	11	202	333	33	333	34	264	333	33	333	34	
QP6030A	1 AWG CU	320	13-#12	0.324	1.02	1.09	1.36	1139	11	204	337	32	337	32	265	337	32	337	32	
QP7030A	1/0 SOLID CU	320	16-#12	0.325	1.02	1.09	1.36	1254	11	229	268	32	268	32	299	268	32	268	32	
QP8030A	1/0 AWG CU	320	16-#12	0.364	1.06	1.15	1.42	1316	12	231	270	31	270	31	301	270	31	270	31	
QP9030A	2/0 AWG CU	320	13-#10	0.408	1.10	1.19	1.51	1562	13	265	212	29	212	29	342	212	29	212	29	
QPA030A	3/0 AWG CU	320	16-#10	0.458	1.15	1.24	1.56	1800	13	301	170	28	170	28	387	170	28	170	28	
QPB030A	4/0 AWG CU	320	16-#9	0.515	1.21	1.30	1.64	2132	14	342	136	27	136	27	438	136	27	136	27	
<b>25kV 133% Copper Three Phase – One-Third Neutral</b>																				
QP5020A	1 SOLID CU	320	7-#14	0.289	0.98	1.05	1.29	914	11	204	166	53	647	33	269	175	100	632	33	
QP6020A	1 AWG CU	320	7-#14	0.324	1.02	1.09	1.33	950	11	204	170	52	652	32	269	179	98	637	32	
QP7020A	1/0 SOLID CU	320	9-#14	0.325	1.02	1.09	1.33	1032	11	232	132	51	507	31	302	143	97	496	31	
QP8020A	1/0 AWG CU	320	9-#14	0.364	1.06	1.15	1.39	1093	12	232	135	50	510	30	303	146	95	500	30	
QP9020A	2/0 AWG CU	320	11-#14	0.408	1.10	1.19	1.43	1236	12	264	107	48	415	29	340	120	91	407	29	
QPA020A	3/0 AWG CU	320	14-#14	0.458	1.15	1.24	1.48	1418	12	300	86	46	327	27	378	101	87	322	27	
QPB020A	4/0 AWG CU	320	18-#14	0.515	1.21	1.30	1.54	1646	13	339	69	45	256	26	416	86	82	253	26	
QPC020A	250 MCM CU	320	21-#14	0.561	1.26	1.35	1.59	1855	13	371	59	43	219	25	445	78	78	217	25	
QPD020A	350 MCM CU	320	18-#12	0.664	1.37	1.46	1.79	2451	15	442	44	41	159	23	501	65	70	158	23	
QPE020A	500 MCM CU	320	17-#10	0.794	1.50	1.59	1.96	3262	16	520	33	40	108	21	550	56	58	108	21	
QPF020A	750 MCM CU	320	20-#9	0.974	1.68	1.80	2.20	4550	18	611	26	37	74	20	618	46	46	74	20	
QPG020A	1000 MCM CU	320	21-#8	1.124	1.83	1.95	2.38	5775	20	665	23	34	56	18	676	40	38	55	18	

† Ampacities are based on the following:  
Single Phase Operation (Full Neutral Design)

‡ Zero Sequence Impedance considers all return in the neutral only.  
Three Phase Operation (1/3 Neutral Design)

<sup>5</sup> Items are Prysmian authorized stock. The above dimensions are approximate and subject to normal manufacturing tolerances. Single Phase Impedance Values Assume Full Return in the Metallic Shield. All metric (SI) dimensions are derived from a soft conversion

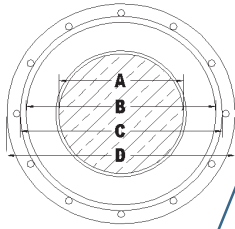
In Duct: One single cable in plastic duct, direct-buried, 105°C conductor temperature, 20°C ambient temperature, earth RHO of 90°C-cm/Watt, 100% load factor, 36 inch depth of burial, and shields short-circuited.  
Direct Buried: One single cable, direct-buried, 105°C conductor temperature, 20°C ambient temperature, earth RHO of 90°C-cm/Watt, 100% load factor, 36 inch depth of burial, and shields short-circuited.

In Duct: Three single cables in plastic duct, direct-buried in a triangular configuration, 105°C conductor temperature, 20°C ambient temperature, earth RHO of 90°C-cm/Watt, 100% load factor, 36 inch depth of burial, and shields short-circuited.  
Direct Buried: Three single cables, direct-buried, spaced 7.5 inches horizontally, 105°C conductor temperature, 20°C ambient temperature, earth RHO of 90°C-cm/Watt, 100% load factor, 36 inch depth of burial, and shields short-circuited

#EPROTENAX® EPR-insulated cables are capable of operating at 105°C. However, the maximum operating temperature of the cable should be based on the maximum operating temperature of the cable accessories to be used.

# 35kV EPR DOUBLESEAL™

100% Medium Voltage Utility Cables



Product Number	Conductor	Insulation Thickness (mils)	Concentric Neutral	Conductor Diameter (in)				Jacket Diameter (in)	Cable Weight (lbs/1000ft)	Minimum Bending Radius (in)	† Ampacity (Amps)					‡ Ampacity (Amps)				
				(A)	(B)	(C)	(D)				±105°C In Duct		±105°C Direct Buried			±105°C In Duct		±105°C Direct Buried		
<b>35kV 100% Aluminum Single Phase – Full Neutral</b>																				
QQP030A	1/0 SOLID AL	345	16-#14	0.325	1.07	1.16	1.40	965	12	183	435	35	435	35	234	435	35	435	35	
<sup>5</sup> QQQ030A	1/0 AWG AL	345	16-#14	0.364	1.11	1.20	1.44	1006	12	184	440	34	440	34	236	440	34	440	34	
QQR030A	2/0 AWG AL	345	13-#12	0.408	1.15	1.24	1.51	1157	13	212	343	32	343	33	269	343	32	343	33	
QQS030A	3/0 AWG AL	345	16-#12	0.458	1.20	1.29	1.56	1290	13	240	275	31	275	31	305	275	31	275	31	
QQT030A	4/0 AWG AL	345	13-#10	0.515	1.26	1.35	1.72	1576	14	275	216	30	216	30	346	216	30	216	30	
QQU030A	250 MCM AL	345	16-#10	0.561	1.31	1.40	1.78	1770	15	305	179	28	179	28	380	179	28	179	28	
QQV030A	350 MCM AL	345	16-#9	0.664	1.42	1.51	1.90	2123	16	360	136	26	136	26	449	136	26	136	26	
<b>35kV 100% Aluminum Three Phase – One-Third Neutral</b>																				
QQP020A	1/0 SOLID AL	345	6-#14	0.325	1.07	1.16	1.40	848	12	183	217	54	775	35	236	223	98	756	35	
QQQ020A	1/0 AWG AL	345	6-#14	0.364	1.11	1.20	1.44	890	12	183	222	53	782	34	236	229	96	764	34	
QQR020A	2/0 AWG AL	345	7-#14	0.408	1.15	1.24	1.48	965	12	208	176	51	657	32	268	183	93	642	32	
QQS020A	3/0 AWG AL	345	9-#14	0.458	1.20	1.29	1.53	1064	13	237	139	49	514	31	302	149	90	503	31	
QQT020A	4/0 AWG AL	345	11-#14	0.515	1.26	1.35	1.59	1178	13	269	111	47	418	29	340	122	87	410	29	
QQU020A	250 MCM AL	345	13-#14	0.561	1.31	1.40	1.70	1356	14	295	95	47	354	28	367	107	84	348	28	
QQV020A	350 MCM AL	345	18-#14	0.664	1.42	1.51	1.80	1607	15	354	69	44	256	25	427	83	78	252	25	
QQW020A	500 MCM AL	345	16-#12	0.794	1.55	1.67	2.00	2050	16	426	50	42	180	24	491	67	70	178	24	
QQX020A	750 MCM AL	345	24-#12	0.974	1.73	1.85	2.19	2635	18	519	35	39	121	21	563	55	59	120	21	
QQY020A	1000 MCM AL	345	20-#10	1.124	1.88	2.00	2.38	3236	20	587	29	37	92	20	611	48	52	91	20	

**PRODUCT NOTES:**

† Ampacities are based on the following:

Single Phase Operation (Full Neutral Design)

‡ Zero Sequence Impedance considers all return in the neutral only.

Three Phase Operation (1/3 Neutral Design)

<sup>5</sup> Items are Prysmian authorized stock. The above dimensions are approximate and subject to normal manufacturing tolerances. Single Phase Impedance Values Assume Full Return in the Metallic Shield. All metric (SI) dimensions are derived from a soft conversion

In Duct: One single cable in plastic duct, direct-buried, 105°C conductor temperature, 20°C ambient temperature, earth RHO of 90°C-cm/Watt, 100% load factor, 36 inch depth of burial, and shields short-circuited.

Direct Buried: One single cable, direct-buried, 105°C conductor temperature, 20°C ambient temperature, earth RHO of 90°C-cm/Watt, 100% load factor, 36 inch depth of burial, and shields short-circuited.

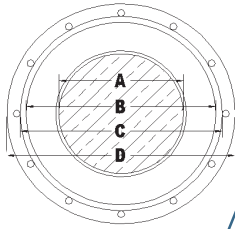
In Duct: Three single cables in plastic duct, direct-buried in a triangular configuration, 105°C conductor temperature, 20°C ambient temperature, earth RHO of 90°C-cm/Watt, 100% load factor, 36 inch depth of burial, and shields short-circuited.

Direct Buried: Three single cables, direct-buried, spaced 7.5 inches horizontally, 105°C conductor temperature, 20°C ambient temperature, earth RHO of 90°C-cm/Watt, 100% load factor, 36 inch depth of burial, and shields short-circuited

#EPROTENAX™ EPR-insulated cables are capable of operating at 105°C. However, the maximum operating temperature of the cable should be based on the maximum operating temperature of the cable accessories to be used.

# 35kV EPR DOUBLESEAL™

100% Medium Voltage Utility Cables



Product Number	Conductor	Insulation Thickness (mils)	Concentric Neutral	Conductor Diameter (in)	Insulation Diameter (in)	Insulation Shield Diameter (in)	Jacket Diameter (in)	Cable Weight (lbs./kft)	Minimum Bending Radius (in)	† Ampacity (Amps)	±105°C In Duct					±105°C Direct Buried				
											± Sequence Impedance Resistance (µΩ/ft)	+/- Sequence Reactance (µΩ/ft)	Zero Sequence Impedance Resistance (µΩ/ft)	Zero Sequence Impedance Reactance (µΩ/ft)††	† Ampacity (Amps)	± Sequence Impedance Resistance (µΩ/ft)	+/- Sequence Reactance (µΩ/ft)	Zero Sequence Impedance Resistance (µΩ/ft)††	Zero Sequence Impedance Reactance (µΩ/ft)††	
<b>35kV 100% Copper Single Phase – Full Neutral</b>																				
QQ7030A	1/0 SOLID CU	345	16-#12	0.325	1.07	1.16	1.43	1328	12		234	268	36	268	36	298	268	36	268	36
QQ8030A	1/0 AWG CU	345	16-#12	0.364	1.11	1.20	1.47	1371	12		236	270	34	270	35	300	270	34	270	35
QQ9030A	2/0 AWG CU	345	13-#10	0.408	1.15	1.24	1.56	1620	13		270	212	33	212	33	341	212	33	212	33
QQA030A	3/0 AWG CU	345	16-#10	0.458	1.20	1.29	1.61	1860	13		306	170	31	170	31	386	170	31	170	31
QQB030A	4/0 AWG CU	345	16-#9	0.515	1.26	1.35	1.75	2260	14		348	136	30	136	30	434	136	30	136	30
<b>35kV 100% Copper Three Phase – One-Third Neutral</b>																				
QQ7020A	1/0 SOLID CU	345	9-#14	0.325	1.07	1.16	1.40	1105	12		235	132	54	504	35	299	142	97	492	35
QQ8020A	1/0 AWG CU	345	9-#14	0.364	1.11	1.20	1.44	1147	12		235	134	53	507	34	300	144	95	496	34
QQ9020A	2/0 AWG CU	345	11-#14	0.408	1.15	1.24	1.48	1292	12		267	107	51	413	32	337	119	92	404	32
QQA020A	3/0 AWG CU	345	14-#14	0.458	1.20	1.29	1.53	1476	13		302	86	49	326	31	376	99	88	320	31
QQB020A	4/0 AWG CU	345	18-#14	0.515	1.26	1.35	1.59	1705	13		342	69	47	255	29	415	85	83	251	29
QQC020A	250 MCM CU	345	21-#14	0.561	1.31	1.40	1.70	1980	14		375	59	47	218	28	443	76	79	216	28
QQD020A	350 MCM CU	345	18-#12	0.664	1.42	1.51	1.84	2520	15		445	44	44	159	26	501	64	71	158	26
QQE020A	500 MCM CU	345	17-#10	0.794	1.55	1.67	2.04	3385	17		525	33	42	108	24	557	54	60	107	24
QQF020A	750 MCM CU	345	20-#9	0.974	1.73	1.85	2.25	4635	19		616	26	39	74	22	624	45	48	74	22
QQG020A	1000 MCM CU	345	21-#8	1.124	1.88	2.00	2.43	5867	20		671	23	36	56	20	682	39	40	55	20

† Ampacities are based on the following:  
Single Phase Operation (Full Neutral Design)

†† Zero Sequence Impedance considers all return in the neutral only.  
Three Phase Operation (1/3 Neutral Design)

<sup>5</sup> Items are Prysmian authorized stock.  
The above dimensions are approximate and subject to normal manufacturing tolerances.  
Single Phase Impedance Values Assume Full Return in the Metallic Shield.  
All metric (SI) dimensions are derived from a soft conversion

In Duct: One single cable in plastic duct, direct-buried, 105°C conductor temperature, 20°C ambient temperature, earth RHO of 90°C-cm/Watt, 100% load factor, 36 inch depth of burial, and shields short-circuited.  
Direct Buried: One single cable, direct-buried, 105°C conductor temperature, 20°C ambient temperature, earth RHO of 90°C-cm/Watt, 100% load factor, 36 inch depth of burial, and shields short-circuited.

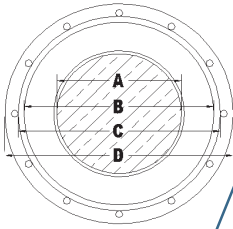
In Duct: Three single cables in plastic duct, direct-buried in a triangular configuration, 105°C conductor temperature, 20°C ambient temperature, earth RHO of 90°C-cm/Watt, 100% load factor, 36 inch depth of burial, and shields short-circuited.

Direct Buried: Three single cables, direct-buried, spaced 7.5 inches horizontally, 105°C conductor temperature, 20°C ambient temperature, earth RHO of 90°C-cm/Watt, 100% load factor, 36 inch depth of burial, and shields short-circuited

‡EPROTENAX™ EPR-insulated cables are capable of operating at 105°C. However, the maximum operating temperature of the cable should be based on the maximum operating temperature of the cable accessories to be used.

# 35kV EPR DOUBLESEAL™

133% Medium Voltage Utility Cables



Product Number	Conductor	Insulation Thickness (mils)	Concentric Neutral	Conductor Diameter (in)	Insulation Diameter (in)	Insulation Shield Diameter (in)	Jacket Diameter (in)	Cable Weight (lbs/kft)	Minimum Bending Radius (in)	† Ampacity (Amps)	±105°C In Duct					±105°C Direct Buried				
											+/- Sequence Impedance Resistance (μΩ/ft)	+/- Sequence Impedance Reactance (μΩ/ft)	Zero Sequence Impedance Resistance (μΩ/ft)	Zero Sequence Impedance Reactance (μΩ/ft)††	† Ampacity (Amps)	+/- Sequence Impedance Resistance (μΩ/ft)	+/- Sequence Impedance Reactance (μΩ/ft)	Zero Sequence Impedance Resistance (μΩ/ft)††	Zero Sequence Impedance Reactance (μΩ/ft)††	
<b>35kV 133% Aluminum Single Phase – Full Neutral</b>																				
QRP030A	1/0 SOLID AL	420	16-#14	0.325	1.22	1.31	1.55	1133	13	183	435	35	435	35	234	435	35	435	35	
QRQ030A	1/0 AWG AL	420	16-#14	0.364	1.26	1.35	1.59	1179	13	184	440	34	440	34	236	440	34	440	34	
QRR030A	2/0 AWG AL	420	13-#12	0.408	1.30	1.39	1.72	1402	14	212	343	32	343	33	269	343	32	343	32	
QRS030A	3/0 AWG AL	420	16-#12	0.458	1.35	1.44	1.77	1543	15	240	275	31	275	31	305	275	31	275	31	
QRT030A	4/0 AWG AL	420	13-#10	0.515	1.41	1.50	1.87	1779	15	275	216	30	216	30	346	216	30	216	29	
QRU030A	250 MCM AL	420	16-#10	0.561	1.46	1.55	1.93	1980	16	305	179	28	179	28	380	179	28	179	28	
QRV030A	350 MCM AL	420	16-#9	0.664	1.57	1.69	2.08	2395	17	360	136	26	136	26	449	136	26	136	26	
<b>35kV 133% Aluminum Three Phase – One-Third Neutral</b>																				
QRP020A	1/0 SOLID AL	420	6-#14	0.325	1.22	1.31	1.55	1016	13	183	217	54	775	35	236	223	98	756	35	
QRQ020A	1/0 AWG AL	420	6-#14	0.364	1.26	1.35	1.59	1062	13	183	222	53	782	34	236	229	96	764	34	
QRR020A	2/0 AWG AL	420	7-#14	0.408	1.30	1.39	1.63	1142	14	208	176	51	657	32	268	183	93	642	32	
QRS020A	3/0 AWG AL	420	9-#14	0.458	1.35	1.44	1.74	1312	14	237	139	49	514	31	302	149	90	503	31	
QRT020A	4/0 AWG AL	420	11-#14	0.515	1.41	1.50	1.80	1435	15	269	111	47	418	29	340	122	87	410	29	
QRU020A	250 MCM AL	420	13-#14	0.561	1.46	1.55	1.85	1558	15	295	95	47	354	28	367	107	84	348	28	
QRV020A	350 MCM AL	420	18-#14	0.664	1.57	1.69	1.98	1868	16	354	69	44	256	25	427	83	78	252	25	
QRW020A	500 MCM AL	420	16-#12	0.794	1.70	1.82	2.15	2286	18	426	50	42	180	24	491	67	70	178	24	
QRX020A	750 MCM AL	420	24-#12	0.974	1.88	2.00	2.34	2893	19	519	35	39	121	21	563	55	59	120	21	
QRY020A	1000 MCM AL	420	20-#10	1.124	2.03	2.15	2.53	3517	21	587	29	37	92	20	611	48	52	91	20	

† Ampacities are based on the following:

†† Zero Sequence Impedance considers all return in the neutral only.

**PRODUCT NOTES:**

Single Phase Operation (Full Neutral Design)

Three Phase Operation (1/3 Neutral Design)

<sup>5</sup> Items are Prysmian authorized stock. The above dimensions are approximate and subject to normal manufacturing tolerances. Single Phase Impedance Values Assume Full Return in the Metallic Shield. All metric (SI) dimensions are derived from a soft conversion

In Duct: One single cable in plastic duct, direct-buried, 105°C conductor temperature, 20°C ambient temperature, earth RHO of 90°C-cm/Watt, 100% load factor, 36 inch depth of burial, and shields short-circuited.

Direct Buried: One single cable, direct-buried, 105°C conductor temperature, 20°C ambient temperature, earth RHO of 90°C-cm/Watt, 100% load factor, 36 inch depth of burial, and shields short-circuited.

In Duct: Three single cables in plastic duct, direct-buried in a triangular configuration, 105°C conductor temperature, 20°C ambient temperature, earth RHO of 90°C-cm/Watt, 100% load factor, 36 inch depth of burial, and shields short-circuited.

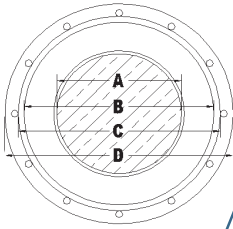
Direct Buried: Three single cables, direct-buried, spaced 7.5 inches horizontally, 105°C conductor temperature, 20°C ambient temperature, earth RHO of 90°C-cm/Watt, 100% load factor, 36 inch depth of burial, and shields short-circuited

‡EPROTENAX® EPR-insulated cables are capable of operating at 105°C. However, the maximum operating temperature of the cable should be based on the maximum operating temperature of the cable accessories to be used.



# 35kV EPR DOUBLESEAL™

133% Medium Voltage Utility Cables



Product Number	Conductor	Insulation Thickness (mils)	Concentric Neutral	Conductor Diameter (in)	Insulation Diameter (in)	Insulation Shield Diameter (in)	Jacket Diameter (in)	Cable Weight (lbs/1000ft)	Minimum Bending Radius (in)	† Ampacity (Amps)					†† Zero Sequence Impedance considers all return in the neutral only.								
										±105°C In Duct					±105°C Direct Buried								
35kV 133% Copper Single Phase – Full Neutral																							
				(A)	(B)	(C)	(D)																
QR7030A	1/0 SOLID CU	420	16-#12	0.325	1.22	1.31	1.58	1500	13	234	268	36	268	36	298	268	36	268	36				
QR8030A	1/0 AWG CU	420	16-#12	0.364	1.26	1.35	1.62	1547	13	236	270	34	270	35	300	270	34	270	35				
QR9030A	2/0 AWG CU	420	13-#10	0.408	1.30	1.39	1.77	1871	15	270	212	33	212	33	341	212	33	212	33				
QRA030A	3/0 AWG CU	420	16-#10	0.458	1.35	1.44	1.82	2119	15	306	170	31	170	31	386	170	31	170	31				
QRB030A	4/0 AWG CU	420	16-#9	0.515	1.41	1.50	1.90	2466	16	348	136	30	136	30	434	136	30	136	30				
35kV 133% Copper Three Phase – One-Third Neutral																							
QR7020A	1/0 SOLID CU	420	9-#14	0.325	1.22	1.31	1.55	1273	13	235	132	54	504	35	299	142	97	492	35				
QR8020A	1/0 AWG CU	420	9-#14	0.364	1.26	1.35	1.59	1319	13	235	134	53	507	34	300	144	95	496	34				
QR9020A	2/0 AWG CU	420	11-#14	0.408	1.30	1.39	1.63	1469	14	267	107	51	413	32	337	119	92	404	32				
QRA020A	3/0 AWG CU	420	14-#14	0.458	1.35	1.44	1.74	1724	14	302	86	49	326	31	376	99	88	320	31				
QRB020A	4/0 AWG CU	420	18-#14	0.515	1.41	1.50	1.80	1963	15	342	69	47	255	29	415	85	83	251	29				
QRC020A	250 MCM CU	420	21-#14	0.561	1.46	1.55	1.85	2182	15	375	59	47	218	28	443	76	79	216	28				
QRD020A	350 MCM CU	420	18-#12	0.664	1.57	1.69	2.02	2784	17	445	44	44	159	26	501	64	71	158	26				
QRE020A	500 MCM CU	420	17-#10	0.794	1.70	1.82	2.19	3626	18	525	33	42	108	24	557	54	60	107	24				
QRF020A	750 MCM CU	420	20-#9	0.974	1.88	2.00	2.40	4900	20	616	26	39	74	22	624	45	48	74	22				
QRG020A	1000 MCM CU	420	21-#8	1.124	2.03	2.15	2.58	6152	21	671	23	36	56	20	682	39	40	55	20				

**PRODUCT NOTES:**

<sup>5</sup> Items are Prysmian authorized stock. The above dimensions are approximate and subject to normal manufacturing tolerances. Single Phase Impedance Values Assume Full Return in the Metallic Shield. All metric (SI) dimensions are derived from a soft conversion

† Ampacities are based on the following:  
Single Phase Operation (Full Neutral Design)

In Duct: One single cable in plastic duct, direct-buried, 105°C conductor temperature, 20°C ambient temperature, earth RHO of 90°C-cm/Watt, 100% load factor, 36 inch depth of burial, and shields short-circuited.  
Direct Buried: One single cable, direct-buried, 105°C conductor temperature, 20°C ambient temperature, earth RHO of 90°C-cm/Watt, 100% load factor, 36 inch depth of burial, and shields short-circuited.

†† Zero Sequence Impedance considers all return in the neutral only.  
Three Phase Operation (1/3 Neutral Design)

In Duct: Three single cables in plastic duct, direct-buried in a triangular configuration, 105°C conductor temperature, 20°C ambient temperature, earth RHO of 90°C-cm/Watt, 100% load factor, 36 inch depth of burial, and shields short-circuited.  
Direct Buried: Three single cables, direct-buried, spaced 7.5 inches horizontally, 105°C conductor temperature, 20°C ambient temperature, earth RHO of 90°C-cm/Watt, 100% load factor, 36 inch depth of burial, and shields short-circuited

‡EPROTENAX® EPR-insulated cables are capable of operating at 105°C. However, the maximum operating temperature of the cable should be based on the maximum operating temperature of the cable accessories to be used.