


Eagle™ Splice Closure



Product Description

The Eagle Splice Closure is a versatile design suitable for a wide range of applications in FTTx/Access Networks. It is field-configurable for trunk/branch splices up to 288, mid-span/express splices up to 144, terminal aggregation and customer drops. It is suitable for aerial, pedestal and below-grade applications. The splice trays provide positive fiber management and can be configured for different types of splice protectors and splitters. The closure has four circular ports, one oval port and a variety of modular compression seals.

The Eagle closure is a modular system that saves money, reduces inventory and waste, and simplifies installation.

Features and Benefits

Mid-Size Dome (9.1" x 6.5" x 19.7")

- Will fit hand holes as small as 17" x30"*
- Strand and pole mount brackets available

Four Round Ports

- Entry for up to 16 cables
- Max Cable OD of 23.3mm (0.92")

One Oval Port

- One mid-span or two separate cables
- Max cable OD of 18.8mm (0.74")

Modular Bonding/Grounding Terminal

- Four ground connections via one round port

User-Friendly, Single-Fiber Splice Tray

- Up to 24/48 splices single/double stacked
- Good fiber management and easy access

Integral Storage Basket

- Storage available with full stack of trays
- Removing trays increases basket capacity

Versatile & Cost-Effective

- Max capacity of 288 splices with 6 trays
- Midspan capacity of 144 splices with 3 trays
- Aggregates up to 16 terminals (192 fibers)
- Terminates up to 16 flat drop cables

Field-Configurable

- Just one closure plus "a la carte" accessories
- Buy and use only what you need
- Fewer part numbers to engineer/order/stock
- Easy to stock trucks and customize on-site
- Lower costs, quicker builds, and less waste

* Subject to bend radius requirements of cables and entry points of ducts

Eagle™ Splice Closure



Technical Data

· Required space envelope:	19.7" (500mm) x 6.46" (164mm) x (w) 9.09" (231mm)
· Net Weight:	2.55 kg (5.62 lbs)
· Packaged Weight:	2.65 kg (5.83 lbs)
· Pallet Dimensions:	1220mm W x 830mm D x 780mm H (Euro box) 20 pcs/pallet; 57kg (125 lbs)
· Minimum fiber Bend Radius (mm):	30 mm
· Number of Cable Ports:	4 circular and 1 oval (plus two emergency)
· Cable Diameter Range (mm):	
· Circular Port:	4 to 23 mm
· Multi Port (in circular port):	5 to 9 (2 Way), 5 to 7 (4 Way), 3x2mm flat cable (8 Way)
· Oval Port:	6 to 18.8
· Cable Retention:	
· Circular Port:	100 lbs (445N)
· Operating temperature:	40 o C to + 70 o C (5 to 95% RH)
· Testing to Telcordia GR 771, IEC 61300, 60068	
· Water Resistance:	IP68
· Optical:	Tested 1310nm, 1550nm, 1625nm

Kit Contents

The Eagle splice closure is supplied with three splice trays, a dome/cap, a base, a dome clamp, a sealing gasket, and a support frame with integral storage basket.

Cable entry kits, accessories and additional splice trays are ordered separately as required

Additional Items

- Splice Trays
- Oval Port Cable Entry Kits
- Round Port Cable Entry Kits
- Grounding Terminals
- Splice Protectors
- Mounting Brackets
- Tools

Part Number	Closure Type	Maximum Splice Capacity	Splice Type	Oval Port	Number of Circular Ports	Maximum Cable Diameter
XJTSC03897	Butt/Midspan Splice	288f	Single Fiber	1	4	23.3mm (0.92")

Please see the extended datasheet for additional component and accessory part numbers.




Splice Tray

Additional Splice Trays

Each closure is supplied with 3 loose-fiber splice trays, which will hold 144 splices in total. Unlike competitors' products, these trays are included in the base price of the closure. Additional trays are available in bulk for higher counts and/or mass-fusion splicing.

Each single fiber splice tray holds up to 48 fibers. The tray will hold splice protectors with a diameter of 2.5-3mm, and lengths of 40-60mm. Up to 6 of these trays will fit in a closure.

Each ribbon splice tray will hold up to 144 fibers. Up to 3 of these trays will fit in a closure. They are twice the height of the single-fiber trays and can be mixed, if desired.



Tray Type	Part Number	Splice Protector Diameter	Trays Per Pack
Single	XJTSC03924	2.5 – 3.0	20
Ribbon	XJTSC04133	5.5 – 8.5	10

Cable Entry Kits

Oval Cable Entry Port Kits

Oval Cable Entry Ports are used to install cables into the oval port of the closure base. The kit contains all of the parts necessary to seal the cable and secure the strength members. The cable diameter range is 5.0 – 18.8 mm for mechanical seals. Part numbers for specific sizes are provided below:

Part Number	Port Type	Sealing Type	Minimum Cable Ø	Maximum Cable Ø
XJTSC04107	Oval	Mechanical	5.0	14.8
XJTSC04108	Oval	Mechanical	14.9	18.8



Cable Entry Kits

Mechanical Cable Entries

Round cable Entry Ports are used to install cables into one of the four round ports of the closure base. The Entries can be installed onto the cable and then simply pushed into the base of the closure. The kit contains all of the parts necessary to seal the cable and secure the strength members. Multi-way Entries are available to install multiple smaller cables into one circular port. For larger cables a heat shrink port is also available (see page 5).

Typical weight of a kit is 0.24 lbs (110g).



Single – Mechanical Cable Entries

Mechanical Cable Entries are used to install a single cable into one of the round entry ports of the closure base. An entry can be installed onto the cable(s) and then pushed into the base of the closure. *Typical weight of a kit is 0.22lbs (100g).*



Part Number	Cable Seal Type	Number of Entries	Minimum Cable Ø	Maximum Cable Ø	Used For
XJTSC03908	Single	1	4.0	7.0	Single cable with aramid or CSM
XJTSC03906	Single	1	7.1	20.0	Single cable with aramid or CSM
XJTSC03907	Single	1	20.1	23.0	Single cable with aramid or CSM

4-Way – Mechanical Cable Entry Cable Seals

These Mechanical Cable Entries are used to install up to four cables into one of the round entry ports on the closure base. An entry can be installed onto the cable(s) and then pushed into the base of the closure. Blank plugs are provided to seal unused entry ports. These can be removed when additional cable is ready to be installed. *Typical weight of a kit is 83g.*







Part Number	Cable Seal Type	Number of Entries	Minimum Cable Ø	Maximum Cable Ø	Used For
XJTSC03912	4-Way	4	4.0	6.0	Four cables with aramid or GRP
XJTSC03149	4-Way	4	7.0	8.5	Four cables with aramid or GRP
XJTSC03910	4-Way	4	Oval Cables 8.5 x 5.0		Four oval or flat drop cables with GRP strength members

Eagle™ Splice Closure



Additional Items

Item	Part Number	Description	Image
Strand Mounting Bracket	XJTSC04045	The Strand Mounting Bracket attaches to the dome and allows the closure to be suspended from an aerial strand.	
Vertical Mounting Bracket	XJTSC00136	The Wall/Pole Mounting Bracket allows a closure to be mounted vertically against a wall or a pole. The bracket is secured using either bolts or screws (provided).	
Cable Grounding Kit	XJTSC03909	The Cable Grounding Kit provides a connection between armored cable(s) within the closure and an external grounding point for up to 4 cables.	
Entry Wrench	XJTSC02320	The Entry Wrench is used to tighten the cable seals used for circular port entries. The wrench has a flat profile on one end and a cupped profile on the other end. The cupped profile is used to tighten or loosen a seal already installed into the closure in cases where additional cable entry is required.	
Cable Entry Removal Tool	XJTSC02964 (Pack of 10)	The Cable Entry Removal Tool can be used to easily remove circular port Cable Entries from the closure base.	