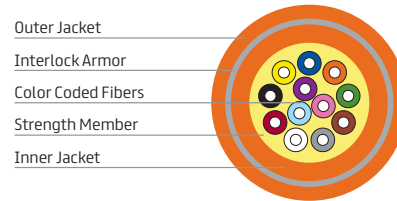

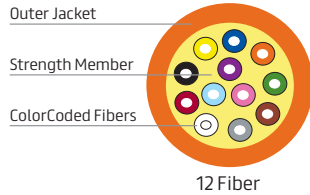



GenSPEED® Distribution Tight Buffered LSZH | Low Emission

Low-smoke zero-halogen cables, IEC verified for flame and smoke – OFNR FT4 Rated

Prysmian



OVERVIEW

Prysmian's Low Smoke Zero Halogen (LSZH) cables are intended for use in demanding environments that require cables to meet high fire safety standards. May be deployed in a variety of applications which may include riser, ducts or cable trays.

SPECIFICATIONS / RATINGS

Applications Versatile indoor cable, low emission fire protection in crowded spaces.

Construction Distribution (900µm)/Breakout (2.5mm)

Fiber Count 2 to 144 (Distribution)

Fiber Types Single-mode fibers, Multimode fibers (62.5/125-OM2, 50/125-OM2, OM3 and OM4)

Options Interlock armor / preconnectorized

Standards TIA / EIA-568C.3, ANSI / ICEA S-83-596, Telecordia GR-409, CE RoHS Compliant

Meets the following IEC specifications

- IEC 60332-3-24 Category C
- IEC 60332-1-2
- IEC 60332-2-2
- IEC 61034-2
- IEC 60754-1
- IEC 60754-2

Registered Supplier ISO 9001, ISO 14001, TL 9000, and OHSAS 18001



FEATURES AND BENEFITS

Easy Cable Installation and Termination

- 900µm tight buffered fibers can be directly terminated
- Color-coded fibers & numbered sub-units simplify identification
- Colored rip cords for ease of identification and jacket removal
- Interlock armor option available

Safety Ratings

- Riser rated design complies with UL1666 & UL1685/IEEE1202; OFNR-LS and OFNG-FT4 ST1 rated (2 to 48f); OFNR and OFNG-FT4 (72 TO 144f)

Reliable Performance

- Guaranteed 10 Gigabit & 1 Gigabit Ethernet transmission lengths
- Guaranteed standards-based performance
- Available in 62.5µm, 50µm, single-mode and hybrid version

Temperature Range

Shipping and Storage:	-40° F to +158° F	(-40° C to +70° C)
Installation:	14° F to +140° F	(-10° C to +60° C)
Operation:	-40° F to +176° F	(-40° C to +80° C)

Outer Jacket Colors

- Orange Jacket: Multimode fiber (OM1, OM2)
- Aqua Jacket: 10 GbE multimode fiber (OM3, OM4)
- Yellow Jacket: Single-mode fiber
- Black Jacket: Hybrid fiber types

Prysmian

A Brand of Prysmian Group

Prysmian Group

4 Tesseneer Drive, Highland Heights, KY 41076
+1-859-572-8000 / na.prysmiangroup.com
TLS-DS-C-301-1023

GenSPEED® Distribution Tight Buffered LSZH | Low Emission

Prysmian

Low-smoke zero-halogen cables, IEC verified for flame and smoke – OFNR FT4 Rated

GenSPEED Distribution | LSZH Indoor | 600 Series | OFNR, FT-4, LSZH Rated

Fiber Count Range	Recommended Fiber Count	Recommended Part Number		Number of Buffer Tubes	Diameter		Cable Weight		Bend Radius UNDER LOAD		Bend Radius NO LOAD		Max Installation LOAD (pull strength)		Max Operation LOAD	
		Prysmian*	General Cable**		inches	mm	lb/kft	kg/km	inches	cm	inches	cm	lbs	newtons	lbs	newtons
2	2	600-00-AA-002-BB	XX0021PNZ	single-unit	0.20	5.0	15	26	4.0	10.0	2.0	5.0	150	660	45	200
4	4	600-00-AA-004-BB	XX0041PNZ	single-unit	0.21	5.2	21	29	4.2	10.4	2.1	5.2	150	660	45	200
6-8	6	600-00-AA-006-BB	XX0061PNZ	single-unit	0.21	5.2	24	31	4.2	10.4	2.1	5.2	150	660	45	200
10-12	12	600-00-AA-012-BB	XX0121PNZ	single-unit	0.24	6.1	31	34	4.8	12.2	2.4	6.1	150	660	45	200
18-24	24	600-00-AA-024-BB	XX0241PNZ	single-unit	0.32	8.1	45	67	6.4	16.2	3.2	8.1	300	1320	90	396
36-48	48	600-12-AA-048-BB	XX0481P1Z	4	0.70	17.8	184	274	14.0	35.6	7.0	17.8	300	1320	90	396
72	72	600-12-AA-072-BB	XX0721P1Z	6	0.87	22.1	295	440	17.4	44.2	8.8	22.1	300	1320	90	396
96	96	600-12-AA-096-BB	XX0961P1Z	8	0.92	23.1	346	516	18.4	46.2	9.2	23.1	300	1320	90	396
108-144	144	600-12-AA-144-BB	XX1441P1Z	12	1.13	28.6	362	540	22.6	57.2	11.3	28.6	300	1320	90	396

GenSPEED Distribution | LSZH Indoor Aluminum Interlock | 600AJ Series | OFCR, FT-4, LSZH Rated

Fiber Count Range	Recommended Fiber Count	Recommended Part Number		Number of Buffer Tubes	Diameter		Cable Weight		Bend Radius UNDER LOAD		Bend Radius NO LOAD		Max Installation LOAD (pull strength)		Max Operation LOAD	
		Prysmian*	General Cable**		inches	mm	lb/kft	kg/km	inches	cm	inches	cm	lbs	newtons	lbs	newtons
2	2	600AJ-00-AA-002-BB	—	single-unit	0.510	12.95	94	139	10.2	25.9	5.1	13.0	150	660	45	200
4-6	6	600AJ-00-AA-006-BB	—	single-unit	0.520	13.21	99	148	10.4	26.4	5.2	13.2	150	660	45	200
8	8	600AJ-00-AA-008-BB	—	single-unit	0.545	13.84	107	159	10.9	27.7	5.5	13.8	150	660	45	200
10-12	12	600AJ-00-AA-012-BB	—	single-unit	0.550	13.97	112	166	11	27.9	5.5	14.0	150	660	45	200
18-24	24	600AJ-00-AA-024-BB	—	single-unit	0.630	16.00	153	228	12.6	32.0	6.3	16.0	300	1320	90	396
36-48	48	600AJ-12-AA-048-BB	—	4	1.030	26.16	433	644	20.6	52.3	10.3	26.2	300	1320	90	396
72	72	600AJ-12-AA-072-BB	—	6	1.200	30.48	598	890	24	61.0	12.0	30.5	300	1320	90	396
96	96	600AJ-12-AA-096-BB	—	8	1.240	31.50	663	986	24.8	63.0	12.4	31.5	300	1320	90	396
108-144	144	600AJ-12-AA-144-BB	—	12	1.460	37.08	748	1113	29.2	74.2	14.6	37.1	300	1320	90	396

*Where AA equals glass type and BB equals attenuation code
**Where XX equals glass type

Note: Cable damage may occur if installation temperature limits are exceeded; therefore, Prysmian Group recommends storing I/O cables in appropriate temperature conditions ≥ 24 hours prior to placement.

Prysmian

A Brand of Prysmian Group

Prysmian Group

4 Tesseneer Drive, Highland Heights, KY 41076
+1-859-572-8000 / na.prysmiangroup.com
TLS-DS-C-301-1023


GenSPEED® Distribution Tight Buffered LSZH | Low Emission

Low-smoke zero-halogen cables, IEC verified for flame and smoke – OFNR FT4 Rated

Ordering Guide

The Prysmian Group part number incorporates several significant attributes involving cable design and optical performance. The appropriate part number can be configured using the process described below

Example: GenSPEED Distribution | 600 series indoor LSZH riser (OFNR FT4), 72 multimode 62.5/125 fibers (printed in feet)



PART NUMBER CONSTRUCTION	
1	LENGTH MARKINGS
F = Feet or M = Meters	
2	PRODUCT FAMILY
600 = GenSPEED Distribution Riser LSZH Tight Buffer Flame Rating: OFNR FT4	
3	CONSTRUCTION
(BLANK) = None	
AJ = Jacketed aluminum OFCR FT4	
SJ = Jacketed steel OFCR FT4	
4	FIBER GROUPING
00 = Single unit	
12 = 12f per tube	

Note: Please refer to the Fiber Code Addendum for additional fiber options, or contact us for help.

FIBER INFORMATION				
5	FIBER TYPE			
SINGLE-MODE				
HB = Single-Mode (ITU G.652 C & D) Low Water Peak				
B1 = Bend-Insensitive Single-Mode (ITU G.657.A1 & G.652.D)				
B2 = Bend-Insensitive Single-Mode (ITU G.657.A2 & .B2, & G.652.D)				
MULTIMODE				
	Wavelength (nm)	Bandwidth (MHz)	1 GbE Dist (m)	10 GbE Dist (m)
G6 = OM1 (62.5µm)	850/1300	200/500	300/550	33/___
G5 = OM2+ BIF (50µm)	850/1300	700/500	800	150/___
G3 = OM3 BIF (50µm)	850/1300	1500/500	1000	300/___
G4 = OM4 BIF (50µm)	850/1300	3500/500	1100	550/___
6	FIBER COUNT			
2 to 144 fibers				
7	FIBER GRADE			
SINGLE-MODE				
	Attenuation (dB/km)	Wavelength (nm)	Fiber Type	
EB = 0.7/0.7/0.7		1310/1383/1550	Single-Mode	
EA = 0.5/0.5/0.5		1310/1383/1550	Bend Insensitive Single-Mode	
E7 = 0.4/0.4/0.3		1310/1383/1550	Bend Insensitive Single-Mode	
MULTIMODE				
	Attenuation (dB/km)	Wavelength (nm)		
M2 = 3.5/1.0		850/1300	OM1 (62.5µm)	
M3 = 3.0/1.0		850/1300	OM2+, OM3, OM4 (50µm)	

Other cable constructions and fiber performance grades available on request.